

WORKBOOK

Genesis Curriculum

The Book of Exodus

First Edition

This workbook belongs to



Copyright © 2016 Lee Giles
All Rights Reserved
ISBN-13: 978-1515333302
ISBN-10: 1515333302

Hebrew verse images used with permission from
<http://www.mechon-mamre.org/p/pt/pt0101.htm>.

Hebrew letter tracing images are used with permission from Hebrew4Christians.com.
<http://www.hebrew4christians.com/>

They have many pages of tracing and copywork available on their site.

If you don't want to cut your workbook, those activity pages
can be printed from our site, genesiscurriculum.com.

Table of Contents:

Writing/Editing.....	1
Writing Sentences.....	5
Spelling Review.....	27
Grammar Review.....	51
Vocabulary Review.....	63
Science Review.....	79
Social Studies Review.....	97
Hebrew Writing.....	135
Appendix.....	165

Day number index is in the appendix.

Paragraph Writing

Introduction (What's the main idea?)

Detail 1

Detail 2

Detail 3

Conclusion (What's the point?)

Essay Writing Outline (The Plan)

The intro, the three main ideas, and the conclusion will each become a paragraph.

Introduction: What's the main idea?

Get their attention (first sentence): _____

Thesis statement (last sentence): _____

Body: Prove your idea. Give the details that support your thesis.

Main idea 1: _____

Main idea 2: _____

Main idea 3: _____

Conclusion: What's the point?

Restate your thesis in a different way (first sentence): _____

Wrap it up. Why did you write this? So what? What do you have to say about it? (last sentence):

Editing Checklist

Directions: Edit your written work using the Self-Edit columns, fixing any errors you notice. Then, ask someone to complete the Peer Edit column.

		Self-Edit	Peer Edit	
		Checklist Items	Checklist Items	
Punctuation		I read my written piece aloud to see where to stop or pause for periods, question marks, exclamation marks, and commas.		I read the author's piece aloud to see where to stop or pause for periods, question marks, exclamation marks, and commas.
		Quotation marks are included where needed.		Quotation marks are included where needed.
Capital Letters		I checked for capitals at the beginning of sentences.		I checked for capitals at the beginning of sentences.
		Proper nouns begin with capital letters.		Proper nouns begin with capital letters.
Grammar		My sentences are complete thoughts and contain a noun and a verb.		Sentences are complete thoughts and contain a noun and a verb.
		I don't have any run-on sentences.		There are no run-on sentences.
Spelling		I checked spelling and fixed the words that didn't look right.		Spelling is correct.

Checklist is adapted from Read Write Think. Permission is granted to use for educational purposes.

For paragraphs:

_____ Is there an introduction sentence that states the main idea?

_____ Are there at least three details that tell more about the main idea?

_____ Is there a conclusion sentence that wraps up the idea?

Essay Editing Checklist

Organization

Introduction

- _____ Introduction begins with an attention grabber or hook.
- _____ Introduction has at least three sentences.
- _____ Introduction ends with a clear thesis statement.

Body

- _____ There are at least three body paragraphs (each indented).
- _____ Each body paragraph has a topic sentence.
- _____ Each body paragraph has at least three main ideas.
- _____ Each body paragraph has a conclusion sentence.

Conclusion

- _____ The conclusion paragraph is at least three sentences.
- _____ The conclusion paragraph restates the thesis statement.
- _____ The conclusion paragraph answers “So what?” or makes a broad generalization.

Coherence

- _____ The ideas flow logically and make sense.
- _____ Transitions are used correctly.
- _____ There are no awkward parts.
- _____ The essay is interesting.

Ideas/Content

- _____ Everything in the essay supports the thesis statement (main idea).
- _____ There is enough supporting evidence for each body paragraph.
- _____ Descriptive and precise words are used.
- _____ Sentence structure is varied (a mix of simple, compound, and complex sentences).

Grammar and Mechanics

Point out any of the following that you find:

- _____ Misspelled words
- _____ Grammatical mistakes
- _____ Punctuation errors
- _____ Run-on Sentences (more than one sentence smooshed together)
- _____ Fragments (incomplete sentences)

Adapted and used with permission from Jimmie’s Collage.

Writing Sentences

Writing Sentences 1

What's wrong with each sentence? Look for these things to be missing: beginning capitals, ending punctuation, subjects, and predicates. Fix each sentence.

1. saturday is the best day of the week
2. Yummy mashed potatoes and gravy at Thanksgiving.
3. So exciting!
4. I fully intend on being there
5. please remember to bring your things.
6. Do you think you can come
7. The biggest blizzard ever!
8. flounder is a fish
9. What are you doing
10. Through the garden, under the fence, across the yard, and past the bushes.

Writing Sentences 2

For one or two sentences, add a semicolon and then write the second half of the sentence. For the other sentences, add a comma and conjunction and write the last half of the sentence. Conjunctions: for, and, nor, but, or, yet, so. Try to use a different conjunction in each sentence!

Examples:

There's a pigeon in my kitchen; he's eating the bread crumbs I didn't sweep up.

There's a pigeon in my kitchen, but he's not allowed to stay there.

1. We're going to the zoo today _____

2. Thank you for the gift _____

3. I want to go too _____

4. I could pick this one _____

5. I think this is the best one _____

6. I hope it's a sunny day _____

7. Write a full compound sentence (both halves). _____

Writing Sentences 3

After each introductory clause, add a comma and then write a complete sentence. Make sure what you write could be read as a complete sentence on its own.

Example: If I do it, I'll get all wet.

When we finish our work _____

If you see my book _____

Since there are so many kids here _____

Because of the storm _____

For everyone who comes _____

Write your own: _____

Writing Sentences 5

After each introductory element, add a comma. Then write your own sentences. Make sure what you write could be read as a complete sentence on its own.

When we get there everyone needs to help unload the car.

In case of an emergency call the number on the fridge.

If you see her let her know I'm looking for her.

Paul please clean your stinky feet.

Thursday, March 30th, 2015 was a day I'll never forget.

Writing Sentences 6

Place commas before and after the appositive in each sentence. If it comes at the end of a sentence, just place a comma before it. Remember that if you take out the appositive the sentence should still make sense. You will also rewrite some sentences adding in an appositive. Use the first sentences as examples to help you.

Flamenco a type of dance originated in Spain.

Lions who are carnivores only eat meat.

Stephen the boy in the red shirt will help you.

Let's sit under that tree the one with the most shade.

Taupe a color is a mixture of gray and brown.

Please leave your umbrellas in the basket the black one by the door.

Sarah the girl with the braided hair is an expert piano player.

John loves to play soccer. (Rewrite the sentence and add an appositive.)

Ants are known for their diligence. (Rewrite the sentence and add an appositive.)

There is my house. (Rewrite the sentence and add an appositive.)

Writing Sentences 7

Brainstorm! How are different ways you can walk, talk, and play? You can bound across a room and giggle out a phrase and race in the yard. What can you come up with? We are coming up with specific verbs. They give us a better understanding of what's really happening and make your writing more interesting. I've started each list with an example, and it's okay to add the other ideas I've given to help you get going.

Walk
trudge

Talk
murmur

Play
jump

Write a sentence with at least one specific verb from your lists above.

Writing Sentences 8

Brainstorm! Today we are coming up with specific nouns. They give us a better picture of what to imagine as we read. I could say there was a dog, or I could say that there was a poodle. I could say we walked into the building, or I could say we walked into the bank. I could say we sat under a tree, or I could say we sat under a Weeping Willow. What can you come up with? I've started each list with an example, and it's okay to add the other ideas I've given to help you get going.

Dog
mutt

Building
tower

Tree
stump

Write a sentence with at least one specific noun from your lists above.

Writing Sentences 9

Rewrite the sentences and make them better by adding specific nouns and verbs. I gave directions for the first couple. Then try to change both the nouns and verbs in the sentences. Write great sentences that give us a vivid picture of the scene and what's happening. Make sure to surround any appositives with commas.

I saw animals at the zoo. (Give more information by changing animals to more specific nouns. Can you make saw a more specific verb?)

He walked across the room. (Give more information by changing walked to a more specific verb describing how he moved. Can you name a specific noun to replace room?)

I see them over there in front of the building.

We played outside.

We spoke about the person.

We sat inside. (Picture it and then describe it. Use adjectives and appositives.)

Example: Our bodies sagged into the soft blue recliners in our family room, the one with the couch and TV, ceiling fan and fireplace, the room that looks lived in because we spent the most time there.

Writing Sentences 10

Replace all of the underlined words with pronouns. Here is a list of example pronouns: I, you, he, she, it, we, they, me, him, hers, ours, mine, myself, herself, ourselves, which, whatever, everything, anybody, everyone, no one, and nothing.

Matthew likes to play chess.

Jonathan put Jonathan's books on the table.

Sarah put her things into the drawer.

Nathan, Mark, and Rebecca went over to see their grandma.

Grandma Betty loves to send Megan, Melissa, and Peter cards.

The book is Sarah's.

All of the people here **are** happy that not one person is missing.

(The word ARE will have to change to IS after you change the words to pronouns.)

One of these sentences correctly uses pronouns. One does not. Underline all of the pronouns. Circle the nouns. What nouns do the pronouns follow? Are they referring to the correct noun?

Bethany took a long, hard look at the letter to make sure she was reading it correctly.

Isaiah held the bat tightly and stared down the pitcher as he waited for it.

Writing Sentences 11

Rewrite the sentences and make them better by adding adjectives. Underline the nouns. Add adjectives in front of each. You can alter the sentences a little if you need to. Write great sentences that give us a vivid picture of the scene and what's happening.

I enjoyed observing animals at the zoo.

The boy inched across the room.

The girls spotted the dog over there in front of that house.

The children chased each other in the yard.

We gathered around the table remembering the woman's deeds.

The boy and his dog ran into the house at the end of the street. (Can you make this a great sentence? Change nouns and verbs, add adjectives and appositives. Describe!)

Writing Sentences 12

Write similes for each adjective. Use the word like or as and then your comparison. Then write some sentences using similes.

Example: hot like a grill at high noon on the 4th of July

cold _____

sweet _____

eats _____

looks _____

funny _____

beautiful _____

The boy played with his dog. (Choose something to describe with a simile. Was the boy dirty? Was the dog smelly?)

The train rumbled through the station. (Choose something to describe with a simile.)

Writing Sentences 13

Call one thing another; write metaphors. Then use them in sentences.

Examples: The apple is Mars among the fruits on the counter. The apple is candy, brightening my eyes. The apple is a symphony in my mouth.

Describe a glass of milk. You could describe the milk as cold and as white. Remember to call it something else. Just say that it IS the other thing. For instance, start with "The milk is....."

(Cold) _____

(White) _____

Describe a yellow ball in the yard.

(Round) _____

(Yellow) _____

(How it looks sitting in the middle of the yard)

I jumped up and down in excitement. How can you describe that with a metaphor?

I was a _____

She felt as light as air. (That's a simile. How can you say it as a metaphor?)

She was a _____

Writing Sentences 14

Describe. Follow the directions to use different types of descriptions.

Change the adverbs into specific verbs.

talked quietly _____ walked loudly _____

Change the specific verbs to use adverbs.

brag _____ tackle _____

Change the adjectives to specific nouns.

fluffy dog _____ enormous house _____

Change the specific nouns to use adjectives.

wading pool _____ Christmas tree _____

Change the adjectives into appositives. *heavily-jeweled woman*

Change the appositives to adjectives. *the boy, who was freckled,*

Change the metaphor into a simile. *The girl was a timpani drum, booming her requests across the room to make sure her demands were heard.*

Change the simile into a metaphor. *as funny as a clown*

Writing Sentences 15

Every sentence is missing its commas. Add them in. There may be more than one missing in a sentence. At the bottom of the page, write a sentence that requires each use of commas: series, appositive, conjunction, dates, and introductory phrase.

Olive I need to talk to you.

On January 1 2000 a new millennium began.

Jeremiah the handiest of handy men came to the rescue and fixed the leak.

I think that's a good idea but I don't know how we're going to pull it off.

My parents were married on Saturday November 27th 1965 and this year they are celebrating their 50th wedding anniversary.

Bring a basket ribbon wire and scissors for our craft.

April the sweet girl helping out tonight is an only child so maybe she would like to come with us on our camping trip.

Thinking about dinner he realized his mouth had started to water.

Yes that's a good idea but this is also a good idea.

Usually the monkeys are our favorites but today at the zoo our favorite animals were the bears otters and giraffes.

Fireflies nocturnal insects come out at night and shine their light.

Writing Sentences 16

Put in the missing punctuation. Circle the letters that should be capitalized. Every sentence needs quotation marks. It may help to read out loud what the person is saying to help you figure out who is saying what.

Here are some examples:

“You love me,” she said. “You love me!” she exclaimed.

“You love me?” she questioned. She said, “You love me.”

She said, “I will never forget when he said, ‘You love me,’ and that’s a fact.”

I am so relieved she said. I just lost my purse and had it returned.

She told her friend he walked over and asked is this yours?

She answered yes, it is.

How can I ever repay you she asked.

Then he replied no need to repay me she told her friend.

Wow her friend exclaimed.

Isn't it a great story she asked.

Now write your own sentence. It must use quotation marks.

Writing Sentences 17

Put in the missing punctuation. Circle the letters that should be capitalized. Every sentence needs quotation marks. It may help to read out loud what the person is saying to help you figure out who is saying what.

Here's your new example: "I really would like to go," she started, "but I already promised my mother I would help her today."

Here are your earlier examples:

"You love me," she said. "You love me!" she exclaimed.

"You love me?" she questioned. She said, "You love me."

She said, "I will never forget when he said, 'You love me,' and that's a fact."

Yesterday we went to visit the old Hittite village she told her friend.

She explained the guard said it's closed and wouldn't let us in.

It was closed her friend moaned in disbelief.

We told the guard our grandparents are visiting, and this is their only chance to see it.

Maybe the guard responded I guess I could escort you inside.

He took us in she said and we got to see everything.

Now write your own sentence. It must use quotation marks.

Writing Sentences 18

Fill in the blanks with a correct pronoun. Some blanks can be filled in with one of several correct choices (ex. him or her, I or we). Underline the direct object and circle the indirect object. Every sentence has both unless noted. Then write your own sentence with a direct object and indirect object.

The direct object answers the questions what or who.

The indirect object answers the questions to whom or to what.

_____ passed _____ a slip of paper.

_____ tossed his mom the keys.

He dragged _____ along with him. (no indirect object)

Call Richard and _____ when you know if you can come. (no indirect object)

_____ gave _____ the first choice.

Hannah gave Matthias and _____ her bike to borrow.

_____ drove Betty, his cow, into the barn. (no indirect object)

Bring _____ the telephone, please.

Thomas wrapped the present and handed _____ to Brian and _____.
(There's no indirect object, but there is an object of the preposition, to. You can fill it in.)

Thomas gave _____ _____.

Now write your own sentence. It must have a direct object and an indirect object.

Writing Sentences 19

Put in the missing commas. Circle the letters that should be capitalized.

“I hope you are pleased with my work ” she said to her neighbor a friendly man who had asked her to rake leaves.

If you are here on monday march 5th you are invited to my birthday party.

My father’s name is john watson jr. and my mother’s name is dr. lynda watson.

Yes I would like to go with you into philadelphia to go on the tour.

He said “I hope you can come but if you can’t we’ll miss you.”

When july 1st 2015 rolls around she’ll be living in her new home.

In case you forget I wrote down the things you need to bring: your backpack a book and a snack.

Write a sentence that needs a comma!

Writing Sentences 20

Fill in the correct form of the verbs. They should all be in a “perfect” tense, such as have brought. You need to fill in two words in each blank. Then write your own sentence.

We moved to Germany after we _____ in Turkey and Macedonia.

They _____ home when they saw the flashes of lightning.

I will come over tomorrow after we _____ breakfast.

I am having trouble with this assignment even though I _____ the lesson twice.

I _____ chocolate milk since I was a child.

They will sing this at the concert after they _____.

We will consider that option once we _____ how it will work.

After he _____ himself a drink, he took a seat on the couch.

When we _____, everything seemed better.

They sang a song they _____ before.

Write a sentence that using a “perfect” tense.

Spelling Review

Spelling Review 2

Fill in the missing vowels.

L ___ v ___

Ph ___ r ___ h

N ___ l ___

w ___ ck ___ r

b ___ c ___ s ___

w ___ g ___ s

ch ___ ld's m ___ th ___ r

H ___ br ___ ws' ch ___ ldr ___ n

l ___ b ___ r

str ___ ck

___ ff ___ nd ___ r

c ___ mp ___ n ___ n

M ___ s ___ s

f ___ r ___ gn

h ___ rd

tr ___ gh

Spelling Review 3
I Spy

Israel, multiplied, increased, exceed, wisely, fight, mightier, join, storage,
taskmaster, spread, rigorous, birthstool, vigorous, midwives, boys

ROUND ONE

Clue 1: _____

Clue 2: _____

Clue 3: _____

Clue 4: _____

Clue 5: _____

ROUND TWO

Clue 1: _____

Clue 2: _____

Clue 3: _____

Clue 4: _____

Clue 5: _____

ROUND THREE

Clue 1: _____

Clue 2: _____

Clue 3: _____

Clue 4: _____

Clue 5: _____

ROUND FOUR

Clue 1: _____

Clue 2: _____

Clue 3: _____

Clue 4: _____

Clue 5: _____

Spelling Review 5

Spelling Race

Roll the die. Whatever number comes up, write that number word in its first blank. The first time you roll a number, write that number's word in the first blank on that word's line. When the number comes up again, write that word on the next blank on that number's line. The winning word fills in the third blank first. Write it in the winner's circle. The last word to fill in the third blank comes in last. Write it in the loser's circle.

1. eloquent 2. tongue 3. deaf 4. mouth 5. pour 6. recently

1 _____

2 _____

3 _____

4 _____

5 _____

6 _____

Winner's Circle

Loser's Circle

Spelling Review 6

Find the spelling words listed at the bottom of the page. They can be forward, backward, and diagonal.

L R C Z D K P N R A I Z V W D R
S J K V L D C M K N K F I X J H
M C O I S V E R I X Y C S F L L
G N S G F E L N Y T K F L R V H
R B O N D A G E H K O K A C N W
O Q I E S O L G S P T C N M H A
A W R S C C I J R V R P D T A B
N R U K E M C E P U X R G T U U
I A M L L R U Q E O T N G D O R
N G Z A U B U L H D E L G D Q D
G Q F K E A Z E Y L E H G B B E
R M H N U N O Q U F B S S D T N
Q A D E I R R A M H L F E Y H S
J Y V H S I L B A T S E T R Y X
A C C O R D I N G Z Q M T B T L
U N S K I L L E D V G I D P Z G

Almighty, groaning, bondage, establish, redeem, cruel, unskilled,
burdens, Reuben, length, married, according, desert, island

Spelling Review 7

Unscramble the words.

THRBERO

DTMUJGSNE

AHERT

EORSRCSRE

AIRLCEM

ETERSC

BNRUTSOB

OFUL

SEVSSLE

ESRREOVRSI

If you need a hint, here is the first letter of each word, in order: B, J, H, S, M, S, S, F, V, R.

For a bonus point, spell the word represented by the symbol O.

Spelling Review 8

Cut out the word strips and place them in a pile upside down. Choose someone to be the “spell checker.” Take turns choosing a word from the pile and spelling it. Older kids can hand their word to the spell checker without looking (or just have the spell checker pick it up) and will have the word read to them. Middle kids could look at the word and then give it to the “spell checker.” Younger children could keep the word in front of them while they spell. You will stand and spell the word out loud. When you say a tall letter (t, h, f, d, b, l, k), reach both hands all the way up. When you say a hanging letter (y, p, g, j), touch your toes. Otherwise, put your hands on your hips.

entreat

court

relief

majestic

gnats

staff

could

language
present
flies
waste
yourselves
abomination
remained
supplication
eyes

Spelling Review 10

Use this list. Choose a word. Write it on someone's back one letter at a time. Use only uppercase letters. Let the person guess each letter. Don't draw the next until they figured out the letter.

When you finish the word, they need to put the letters together and guess the word without looking at this list if they can.

barley

flax

ripen

ruin

mockery

perform

among

theology

humble

refuse

locust

evil

territory

settled

numerous

hurriedly

Spelling Review 11

Directions:

This is like the game Battleship.

Players write six words on their board, one letter per square. The words can go top to bottom and left to right. Words can intersect (share a letter, like in a crossword puzzle).

Players take turns guessing a square by naming its number and letter position. The other player must say either that it is blank or the letter in the square. If that square is blank, the player can place a dot or X in the square on the "Opponent's" board to mark that it's been guessed already. If the square is not, the letter should be written in the square on the "Opponent's" board.

After setting up your "ship" words, you don't need to write on your board again during the game. You just keep track of the game on the "Opponent's" board. When you are asked about a square, you will check and tell what's in the square on the "My Ships" board.

The winner is the first to find all the letters of all six words on the opponent's board, in other words, to sink the opponent's word ships.

Spelling Review 11

MY OPPONENT'S SHIPS

A									
B									
C									
D									
E									
F									
G									
H									
I									
	1	2	3	4	5	6	7	8	9

Day 75 words: divided, dries, chariots, pursuit, gratified, pursue, spoil, hurl, inheritance, motionless, sanctuary, reign, grumble, showed, regulation, disease

MY SHIPS

A									
B									
C									
D									
E									
F									
G									
H									
I									
	1	2	3	4	5	6	7	8	9

Spelling Review 13
I Spy

wilderness, eagles' wings, holy, Sinai, consecrate, touches, lightning,
tremble, furnace, quaked, cannot, break, slavery, perceive, prolong

ROUND ONE

Clue 1: _____

Clue 2: _____

Clue 3: _____

Clue 4: _____

Clue 5: _____

ROUND TWO

Clue 1: _____

Clue 2: _____

Clue 3: _____

Clue 4: _____

Clue 5: _____

ROUND THREE

Clue 1: _____

Clue 2: _____

Clue 3: _____

Clue 4: _____

Clue 5: _____

ROUND FOUR

Clue 1: _____

Clue 2: _____

Clue 3: _____

Clue 4: _____

Clue 5: _____

Spelling Review 14
Hide and Seek Spelling

Cut out the word parts and join them together to make a list of some of your spelling words from Day 90. I'll give you a hint. It starts with PLA.

pla gnat ires
rop orce ngui
ert desi econ
inl ress nerp
yow dem ntag
lth yvi ecl oak

Need help? designate, surely, plainly, permanently, owner, prematurely, property, confined, hire, condemn, double, guilt, cloak, interest, vintage, sorceress (not all words are used)

Spelling Review 15

Spelling Race

Roll the die. Whatever number comes up, write that number word in its first blank. The first time you roll a number, write that number's word in the first blank on that word's line. When the number comes up again, write that word on the next blank on that number's line. The winning word fills in the third blank first. Write it in the winner's circle. The last word to fill in the third blank comes in last. Write it in the loser's circle.

1. adversary 2. consuming 3. legal 4. soil 5. obey 6. rebellious

1 _____

2 _____

3 _____

4 _____

5 _____

6 _____

Winner's Circle

Loser's Circle

Spelling Review 16

Spelling Detective

Be a spelling detective. Figure out what word is changed in each list. In the last list, a word is missing! Use the original list for the clues you need.

Original Word List: twisted, engrave, chains, jeweler, inner, skillfully, woven, edge, mail, torn, pomegranate, turban, blemish, minister, flour, kidneys

List 1: What word changed? Write the original word. _____

inner, blemish, torn, minister, flour, kidneys, jeweler, skillful, woven, edge, mail, pomegranate, turban, twisted, engrave, chains

List 2: What word changed? Write the original word. _____

blemish, torn, minister, flower, engrave, kidneys, jeweler, skillfully, turban, woven, edge, inner, mail, pomegranate, twisted, chains

List 3: What word changed? Write the original word. _____

minister, flour, jeweler, skillfully, woven, edge, mail, pomegranate, turban, twisted, inner, blemished, torn, engrave, chains, kidneys

List 4: What word changed? Write the original word. _____

skillfully, turban, woven, flour, chains, kidneys, engrave, edge, jeweler, twisted, inking, blemish, mail, pomegranate, minister, torn

List 5: What word is missing? Write the original word. _____

edge, pomegranate, blemish, torn, turban, minister, skillfully, woven, twisted, inner, engrave, chains, mail, kidneys, flour

Spelling Review 17

Spelling Bingo

Fill in each blank square with a word from the list in any order. Mix them up! When you hear a word called, you will place a marker over that word. The first one to make a line across their board: vertically, horizontally, or diagonally is the winner. Rams' skins and goats' hair each go in one box and count as one word.

Word List: curtain, bread, basin, tabernacle, service, design, embroider, inventive, construction, stirred, issue, enough, rams' skins, goats' hair, dyed, board

When you have made a line of four words, call out BINGO!

Spelling Review 18

Spelling Race *NEW!*

Roll a die. Find that number's blank for the first word and fill it with the correct letter to complete the word. If that blank is not available, then that word is skipped for that round. Repeat for each word (maybe filling in more than one blank), and then come back to the first word. When a word is complete, write it in the winner's circle. When you complete all of the words, write the last word to be completed in the loser's circle!

cleft _____
1 2 3 4 5

consider _____
1 2 3 4 5 6 1 2

compassion _____
1 2 3 4 5 6 1 2 3 4

graze _____
1 2 3 4 5

proclaim _____
1 2 3 4 5 6 1 2

obstinate _____
1 2 3 4 5 6 1 2 3

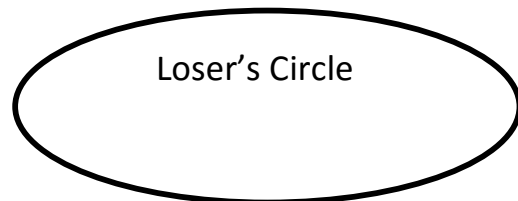
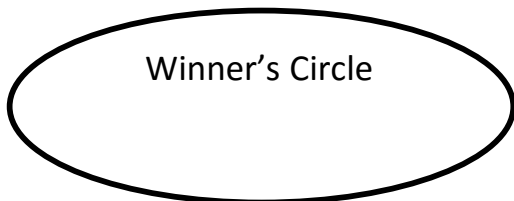
snare _____
1 2 3 4 5

iniquity _____
1 2 3 4 5 6 1 2

commandments _____
1 2 3 4 5 6 1 2 3 4 5 6

smash _____
1 2 3 4 5

fearful _____
1 2 3 4 5 6 1



Spelling Review 19

Wheel of Fortune

Roll the die. Guess a letter that you think is in the word. If you roll a three, then you will earn three thousand dollars for your guess if your letter appears in the word. If it appears twice, you get six thousand dollars! You cannot guess a vowel: A E I O U. You must buy a vowel for a thousand dollars. You will pay one thousand even if there are several of them in the word.

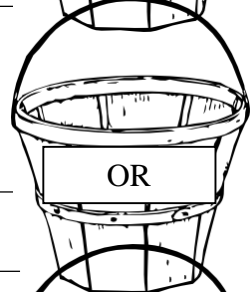
You can keep track of your score on this page.

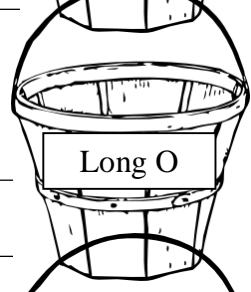
Spelling Review 20

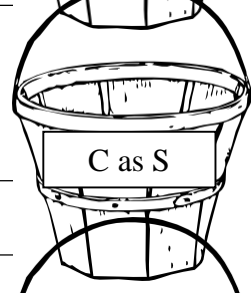
Fill the baskets. Write the words from the list below beside a basket that describes the sound of the word. An "R Blend" is a consonant followed directly by an R.

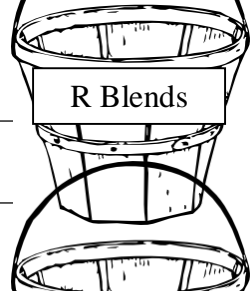
atonement, soothing, purify, ordination, incense, testimony, fragrant,
perpetual, census, contribution, mix, bronze, finest, spices, utensils,
proportions

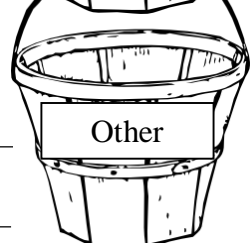












Grammar Review

, • , • ; • • , •

I WOULD LIKE TO GO

BUT I DON'T THINK I CAN

WHEN WE GET THERE

YOU GIVE THEM THE PRESENT

I CAN'T FIND IT ANYWHERE

I HAVE BEEN LOOKING NONSTOP

THERE IS NO WAY WE'LL FINISH

IF WE DON'T CHANGE SOMETHING

ONCE WE FINISH OUR WORK

WE CAN GO TO THE PARK

Grammar Review 3

These prepositional phrases are missing their objects. Fill in specific nouns as you can. The direct objects are missing their verbs! Fill in specific verbs. Circle P for Preposition or DO for Direct Object and identify the underlined word/s.

I'm on my _____ and will be there soon. (P / DO)

He _____ the ball and ran for first. (P / DO)

She _____ the ice cream and thought it tasted great.
(P / DO)

I put my shoes in the _____. (P / DO)

He _____ over the branch and kept running. (P / DO)

He _____ up the last drop of _____. (P / DO)

I am really lost among these tall _____. (P / DO)

I _____ the table and _____ the glass. (P / DO)

From the _____, go straight two blocks and then turn right.
(P / DO)

Around the _____ you'll _____ the entrance.
(P / DO)

_____ the string and don't _____ the kite fly
away. (P / DO)

Grammar Review 4

Correct the mistakes in this paragraph.

I fell down and hurts my knee my left one.

When I went in to tell my mom she told I to wash it up. The cuts werent to bad but they were bleding a litle. I ran water over the cut but not for to long, because it stung. I put a bandaid over it the bandaid had a pitcher of Snoopy on it.

Grammar Review 5

Fill in the blanks and then turn the page and read them in a story. Use specific verbs and nouns.

1. possessive proper noun _____

2. object of the preposition _____

3. direct object _____

4. appositive _____

5. adjective _____

6. plural nouns _____

7. noun _____

8. verb – past tense _____

9. adjective _____

10. verb _____

11. conjunction _____

12. possessive noun _____

13. verb – past tense _____

14. adverb _____

15. object pronoun _____

16. adjective _____

17. adverb _____

18. verb – past tense _____

19. adjective _____

20. noun _____

I went over to 1 house for 2. We ate 3, 4. They had 5 6 too. I like them, but I had a 7. One of them 8 onto my lap leaving an 9 stain and then rolled onto the floor. I would have tried to 10 it up, 11 right then, my 12 dad came in and 13 14 on 15. If that wasn't 16 enough, he 17 18 and he and his glass of 19 20 came crashing down.

Grammar Review 7

Write as many adjectives, similes, and metaphors as you can to describe each picture. The pictures are in the Map Book for Day 104.

Picture one:

Picture two:

Picture three:

Grammar Review 8

Verb Tenses

Every verb in this paragraph is in the wrong tense! It's past when it should be future or present when it should be perfect. Use the verbs given, but write them in the correct tenses above where they belong. (I left the contractions alone. For instance, she's is really she is, but I left them as is and didn't mess up those verbs.)

Tomorrow I would had to found that book. I

had will looked for it for a week now. I

borrowing it from Olive and she's go to were

here tomorrow. She's go to asked for it back.

What are I gone to done if I can't found it?

Maybe I'll found it today. Then I won't

keeping worried about it.

Grammar Review 10
Editing

Find and correct the mistakes in the paragraph.

I know that martin luther king jr was a pastor, I know that he was a leader in the civil rights movement. However I don't know how he went from speaking in front of a congregation to speaking in front of hundrids of thosands at the Lincoln Memorial and in front of millions on television. Do you think, he realized how famus he would become I don't think he knew that we would be quoting him today. God, placed him at the right place at the right time.

Vocabulary Review

exceed

rigorous

cast

offender

consume

plunder

restore

fluently

cease

compel

depart

vigorous

pity

dwell

affliction

grasp

eloquent

impose

quota

compulsion

Vocabulary Review 1&2

to go beyond
demanding
to throw out
wrong doer
to use up
being forced to do
clear, powerful speech
to force on someone
a fixed amount
to take by force

to leave
full of energy
feelings of compassion
to live in a place
pain and distress
to grab firmly
ability to do easily
to end, finish
to force or urge
to bring something back to original condition

Vocabulary Review 3

The words have been all mixed up. This paragraph makes no sense! Put the words in the right places.

The Hebrews were eloquent and worked hard over long days. They had to meet their daily affliction. Moses was not rigorous or vigorous in speech, but God chose him to help free the Hebrews from their quota. God was going to allow the Hebrews to dwell from Egypt and to cease the Egyptians on their way out. The Hebrews were eager to plunder their fluent labors and for God to depart their fortunes to them. They wanted to impose in their own land and to not have others restore work on them.

The Hebrews were _____ and worked hard over long days. They had to meet their daily _____. Moses was not _____ or _____ in speech, but God chose him to help free the Hebrews from their _____. God was going to allow the Hebrews to _____ from Egypt and to _____ the Egyptians on their way out. The Hebrews were eager to _____ their _____ labors and for God to _____ their fortunes to them. They wanted to _____ in their own land and to not have others _____ work on them.

Vocabulary Review 4

Act out the vocabulary words. Use the list below for acting ideas and for making guesses.

banish: to get rid of someone or something; to send someone away as a punishment

dread: great fear, or to fear greatly

shatter: to break into many pieces

conspicuous: obvious, stands out and attracts attention

despondency: depression, feeling deeply discouraged

obstinate: stubborn, not willing to change

foul: smelling awful, or morally wrong

entreat: to plead, to ask in a very serious or emotional way

adamant: unwilling to change your mind about a decision or opinion

present: to show yourself, someone or something before others

supplication: a humble, sincere request

numerous: many, a great amount

aptitude: natural ability

kiln: an oven used for drying and hardening pottery.

bondage: being a slave, the state of being in someone else's forced control

mockery: words or actions that make fun of someone or something in a mean way or the person or thing that's being made fun of

snare: trap

soot: what's left in the chimney after the fire burns down in the kiln

regard: concern, or respect

commence: to begin

distinction: a difference between things, or a separation between groups

Vocabulary Review 5

Replace each underlined word with a vocabulary word.

There were many choices; she didn't know which to pick!

It's time to begin with the project.

He was unwilling to change his mind about going to the game in the rain.

He showed no concern for those around him.

She displayed a great natural ability for learning languages.

We are in slavery to sin until we let Jesus free us from its trap.

"Did you wash your hands?" Show them for inspection.

She greatly feared speaking in front of others.

Their mean words made her cry.

I pleaded with my dad to stay up late.

If you need help, use your list of words for Vocabulary Review 4.

Vocabulary Review 6

Write the letter of the matching definition in the blank.

- | | |
|----------------------|---------------------------------------------------------------------------------------|
| 1. inquire ___ | A. the act of chasing |
| 2. irate ___ | B. to ask |
| 3. earnest ___ | C. to treat someone or a group of people badly and unfairly |
| 4. ordinance ___ | D. to realize, to become aware of |
| 5. adversary ___ | E. law or decree |
| 6. pursuit ___ | F. to look for a long time at something without looking away |
| 7. utterly ___ | G. very angry |
| 8. hurl ___ | H. too confident in something so that you do something you don't have the right to do |
| 9. perceive ___ | I. to officially designate something as holy |
| 10. gratify ___ | J. restoring something to its owner or paying for damage |
| 11. kindle ___ | K. completely, totally |
| 12. holy ___ | L. getting back at someone |
| 13. gaze ___ | M. to forcefully throw something |
| 14. restitution ___ | N. to make something less serious often by adding humor |
| 15. oppress ___ | O. to start burning or to stir up excitement |
| 16. leaven ___ | P. satisfy, to give or do whatever is wanted |
| 17. presumptuous ___ | Q. very serious |
| 18. consecrate ___ | R. to buy something back or to make a situation better |
| 19. redeem ___ | S. enemy, opponent |
| 20. vengeance ___ | T. set apart, pertaining to God, perfect and pure |

Vocabulary Review 7

Charades – Use this list to choose a word to act out and to help you guess.

pursuit: the act of chasing

hurl: to forcefully throw something

redeem: to buy something back or to buy its freedom or to restore it or to make a situation better

earnest: very serious

irate: very angry

gratify: satisfy, to give or do whatever is wanted

utterly: completely, totally

inquire: to ask

holy: set apart, pertaining to God, perfect and pure

consecrate: to officially appoint someone as a priest or to officially designate something as holy

gaze: to look for a long time at something without looking away

perceive: to realize, to become aware of

presumptuous: too confident in something so that you do something you don't have the right to do

vengeance: getting back at someone, doing something to hurt someone else because of what they did to you or to someone you care about

restitution: restoring something to its owner or paying for damage you caused

oppress: to treat someone or a group of people badly and unfairly for a long time


leaven: to make something less serious often by adding some fun or humor to the situation

adversary: enemy, opponent

ordinance: law or decree

kindle: to start burning or to stir up excitement

Vocabulary Review 8



Vocabulary Review 8 (continued)

Across:

1. to ask
4. enemy, opponent
5. the act of chasing
7. too confident in something so that you do something you don't have the right to do
10. law or decree
13. to look for a long time at something without looking away
14. to treat someone or a group of people badly and unfairly for a long time
16. to officially appoint someone as a priest or to officially designate something as holy
18. to start burning or to stir up excitement
19. to forcefully throw something

Down:

2. very angry
3. satisfy, to give or do whatever is wanted
6. restoring something to its owner or paying for damage you caused
8. getting back at someone, doing something to hurt someone else because of what they did to you or to someone you care about
9. completely, totally
11. to buy something back or to buy its freedom or to restore it or to make a situation better
12. to make something less serious often by adding some fun or humor to the situation
15. to realize, to become aware of
17. very serious

Vocabulary Review 9
Unscramble

Use the definitions to figure out the scrambled words.

to watch carefully VBSOEER _____

ongoing, not stopping TREPPEAUL _____

to set aside for a specific purpose EIDSTGANE _____

smelling nice TNFAARRG _____

desire to help someone in need SAOCNOPMIS _____

happening at irregular intervals SOAPRDCI _____

to make extremely angry IECNENS _____

stubborn, not willing to change TOSIBAETN _____

to keep from doing something ESRTINAR _____

something given TBIURTOONNIC _____

a picture made from cutting a surface ARGVNNEIG _____

Vocabulary Review 10

Don't Say It!

This is like the game Taboo! Choose a word from the list. Try to get the others to guess the word you are describing. You cannot use any words in the definition other than little words like: the, at, a, to, and, from, not. You can use gestures, but you can't spell the word or say what it starts with!

sporadic: happening at irregular intervals

engraving: a picture made from cutting a surface

blemish: something that makes someone or something imperfect

ordination: the formal act of making someone a priest or minister

incense: to make extremely angry

ransom: amount paid to free someone who has been captured

atonement: the repairing of a relationship through making up for a wrong done

perpetual: ongoing, not stopping

obstinate: stubborn, not willing to change

disperse: scatter, to separate into different directions

derision: the feeling expressed when you insult someone

compassion: desire to help someone in need

haste: acting quickly without stopping to think first

observe: to watch carefully

covet: to wish for what someone else has with envy

fragrant: smelling nice

contribution: something given

restrain: to keep from doing something

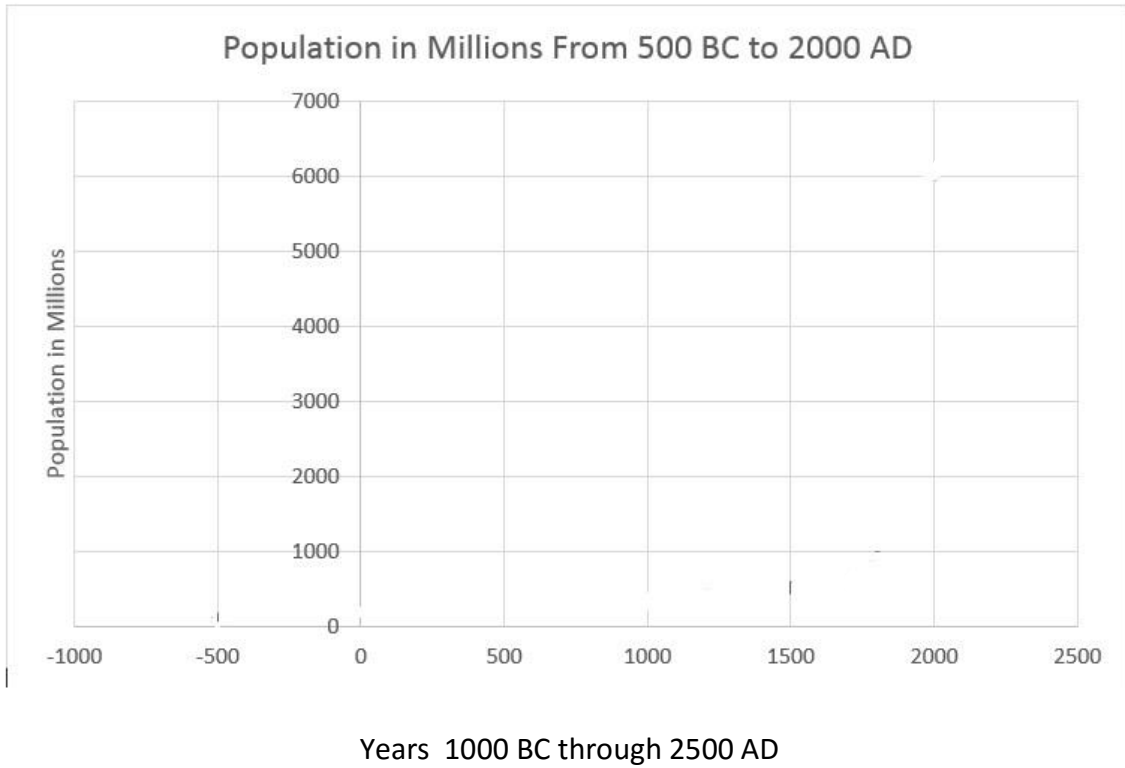
designate: to set aside for a specific purpose

scarlet: red

Science Review

Science Review 1

Year	500BC	1AD	1000	1200	1500	1700	1800	1900	2000
Population (in millions)	100	200	300	400	500	600	900	1600	6000



Science Review 2

Question:

What does the process of vitrification form when sugar is cooled slowly?

Materials:

Procedure:

1. _____
2. _____
3. _____
4. _____

Observations:

1. _____
2. _____
3. _____
4. _____

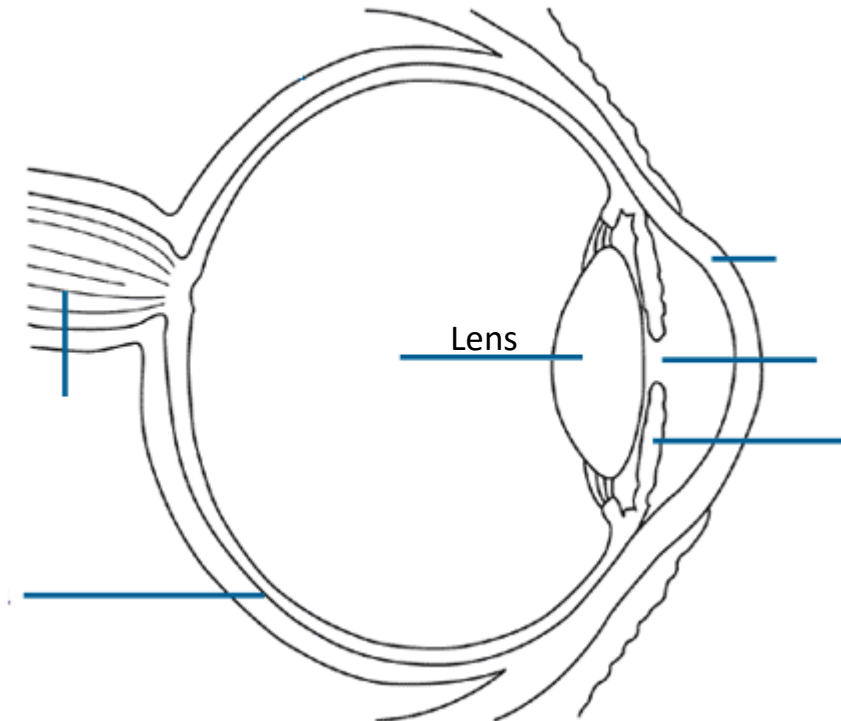
Conclusion:

Science Review 3

Label the parts of the eye.

cornea pupil retina iris (the colored part of your eye)

optic nerve (carries signals from the photoreceptors to the brain)



Try this blind spot test.

Close your right eye. Stare at the dot with your left eye. Slowly move your left eye toward the black lines. At one point the line will not appear broken.

This test is also from <https://faculty.washington.edu/chudler/retina.html>



Science Review 4

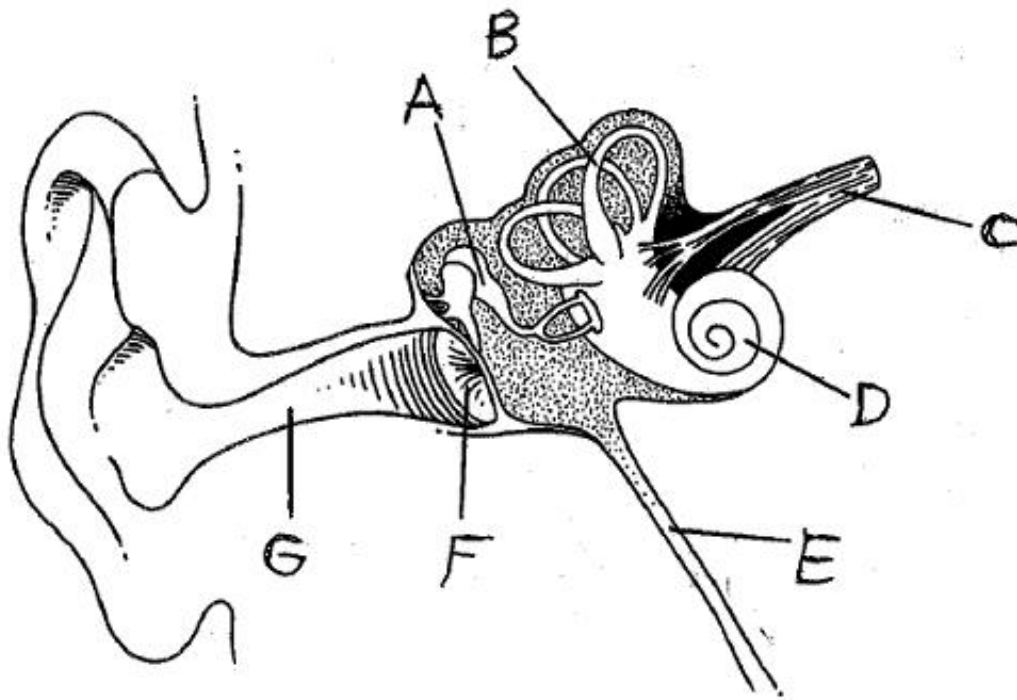


Diagram from: <http://web.mph.net>

_____ Ear Drum

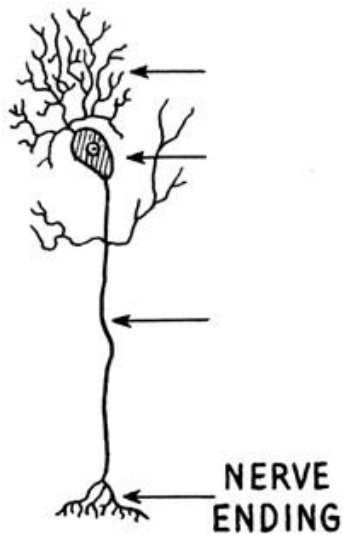
_____ Ear Canal

_____ Cochlea

_____ Auditory nerves taking the signals to the brain

_____ Three tiny bones

Science Review 5



monocot

angiosperm

axon

nucleus and cell body

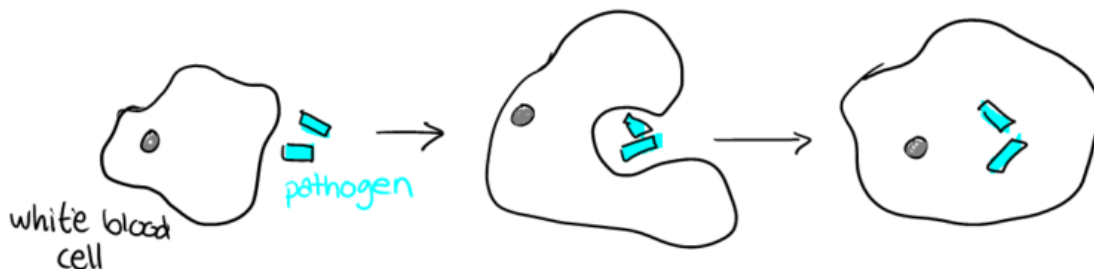
reeds

dendrites



Any guesses how adrenaline and dopamine relate to why a lot of people love extreme roller coasters and things like bungee jumping? Adrenaline is what is pumped out of the adrenal gland in extreme circumstances to give you that extra boost you need to survive. The adrenal gland is part of the endocrine system. Dopamine is the feel good hormone that is released when we experience pleasure. Hint? What do people feel (or sound like) when they are falling down? What do people feel when they have made it through safely?

Here's a diagram of what happens when a bad guy (pathogen) enters the body. White blood cells are part of our immune system. They attack the bad guys and then make antibodies, which will attach themselves to any future attackers of the same sort to make sure they don't stand a chance of getting onto any of our bodies' cells. If the bad guy is bacteria, then it's probably part of the eubacteria kingdom.



picture from <http://circsystemsunsig09r3b.wikispaces.com/%28c%29%09+Immunity+and+vaccination>

Science Review 6

Use the words at the top of the page to fill in the blanks. The numbers show what lesson you could use to review and to find the correct information.

heart (41), brain (42), blood (43), white blood cells (43), red blood cells (43), plasma (43), platelets (43), bone marrow (43), hemoglobin (43), pulmonary (41), lymph (52), lymph nodes (52), valve (41), contracts (41), antibodies (52)

The _____ is the hardest working muscle in the body.

_____ are produced by white blood cells and are made to attach to one specific kind of invading cell.

Blood travels through the _____ artery on its way to the lungs to get oxygen.

A _____ closes to keep blood flowing in the correct direction.

_____ is the liquid part of the blood.

The heart _____ to send blood through the body.

The _____ takes shortcuts to help us make sense of the millions of stimuli coming at us.

_____ attack foreign cells that don't belong in our bodies.

_____ are where foreign cells are taken for destruction.

_____ carry oxygen.

The nutrient iron is carried in a protein called _____.

Red blood cells are made in the _____.

_____ are in charge of clotting, plugging up cuts.

White blood cells flow in a fluid called _____.

Rock Observations

Rock Name	Color	Luster	Hardness	Streak	Cleavage	Acid Test

Science Review 8

Write the following into their correct category.

horse, beluga sturgeon, fly, bacteria, frog, flax, mushroom, gnat, spelt, perch,
locust, mold, barley, salamander, rhinoceros, yeast, one-cell organisms

Fungus Kingdom

Eubacteria Kingdom

Plant Kingdom

Animal Kingdom

Mammal

Insect

Amphibian

Fish

Science Review 9



Which is which?

- Hurricane
- Tornado
- Hail
- Thunderstorm



Science Review 10

Earth Science

- 93 precious stones, diamonds (transparent)
- 94 fog (dewpoint)
- 85 volcanoes (dormant)
- 83 earthquakes (magnitude, seismograph)
- 84 cloud identification (cumulous, stratus, cirrus)

Biology

- 95 porpoise, dolphin (echolocation)
- 91 where oil comes from
- 87 teeth, review of eye (enamel)
- 76 quail (migration)
- 77 worms (annelids)
- 73 trembling (fight or flight, adrenaline)

Physics

- 92 levers (fulcrum)
- 88 Bernoulli's Principle
- 89 flight, hot air balloons
- 90 build flying machines
- 86 tools and simple machines (awl, printing press)
- 80 displacement
- 81 lift (thrust, drag)
- 78 Newton's Third Law of Motion
- 71 rate (velocity, acceleration)
- 72 polarity

Chemistry

- 82 detergent (surfactants)
- 79 barbeque (Maillard Reaction)
- 74 water treatment plants
- 75 water treatment
- 91 chemistry review

Science Review 11

Use this page to design a container that will keep a single ice cube melting as slowly as possible. Take into consideration all you know about states of matter and energy. Design it however you want, but it must be able to be made, even if you can't make it yourself. One rule: no electricity.

Science Review 13

True or False

- _____ A red object is one that absorbs all the red light waves.
- _____ The sun is white.
- _____ We see sunsets because light bends when it hits the water that's in the sky.
- _____ No perpetual motion machines exist that run forever without stopping.
- _____ Sugar candy is made by heating water to increase its solubility.
- _____ A lever is an example of a compound machine.
- _____ Water is an example of a chemical.
- _____ A trench is deeper than the continental shelf.
- _____ Homeostasis seeks to keep the body in balance.
- _____ Fat is useless, and you shouldn't have any in your body.
- _____ Gymnosperms are seeds that are exposed.
- _____ Plant cells are blobish in shape.
- _____ Bioluminescence is a chemical reaction in a living thing that produces light.
- _____ Keratin is dead hair cells.

Science Review 14

Lab: Friction

Question: Which object has the greatest static friction?

Materials:

Procedure: Raise each stationary object up until it slides. Measure the height or angle of the board at which weight overcomes the object's static friction.

Data:

OBJECT					
MEASURE					

Lab: Viscosity

Question: Which liquid has the highest and lowest viscosity?

Materials:

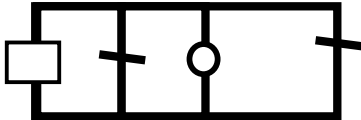
Procedure: Raise each stationary object up until it slides. Measure the height or angle of the board at which weight overcomes the object's static friction.

Data:

LIQUID					
SPEED RANK					

Science Review 15

Draw a circuit. Come up with a symbol to represent a switch and to represent an appliance and to represent a ceiling light. Draw straight lines. You don't have to represent accurately with measurement or placement, just how a circuit *might* flow. Remember it can't travel back over the line. It has to keep flowing in the same direction and keep moving forward. It needs to circle around. Below is an example. See how it can flow in a box without having to go through each item? There are several paths the electrons could travel. There's a lot you don't know about circuits yet, this is just to get you thinking about it.



Science Review 16

Choose a landform from the list to draw. You can use this list to guess as well.

archipelago : a group of islands

barrier island : one island or a group of islands that act as a barrier

basin : an area of land surrounded by higher land

bay or **gulf**: a body of salt water that comes inside the land, a gulf being bigger

bayou : a really slow moving river or a swampy area

swamp : a watery, wet area of land where grass and trees can grow

marsh : similar to a swamp but doesn't have trees

bluff : a cliff by a body of water or a plain

butte : a rock formation that goes straight up and then is flat on top

hoodoo : a pillar-shaped irregular rock formation

canyon, gorge, and valley : a narrow passageway with steep rock on each side

dell : a valley with trees

ravine : a small valley

estuary : where a river runs into the sea or ocean

dune : a pile of sand

plateau : flat area of land up high

prairie : a plain with tall grass

fjord : where the sea comes into the land between high cliffs

flats : a large flat area that has higher landforms around it

peninsula : land that is surrounded on three sides by water

iceberg : a huge chunk of ice that's broken off a glacier

glacier : an even bigger piece of ice that's slowly moving through the water

islet (say: I lit) : an uninhabitable island

meander : a big bend in a river

mountain pass : the place on a mountain range where you can walk over

mountain range : a long row of mountains that are connected to each other

mud volcano : a volcano where mud is bubbling inside of it

sinkholes : when a hole forms on the surface because of rock collapsing under it

oasis : a fertile area of land in a desert

plunge pool : the area of deep water under a waterfall

reef : a ridge of rock near the surface of the water

sandbar : an area of sediment that has collected near the surface of the water

canal : a manmade waterway

straight : a narrow waterway that connects two larger bodies of water

sound : a wide waterway

Social Studies Review

Social Studies Review 1

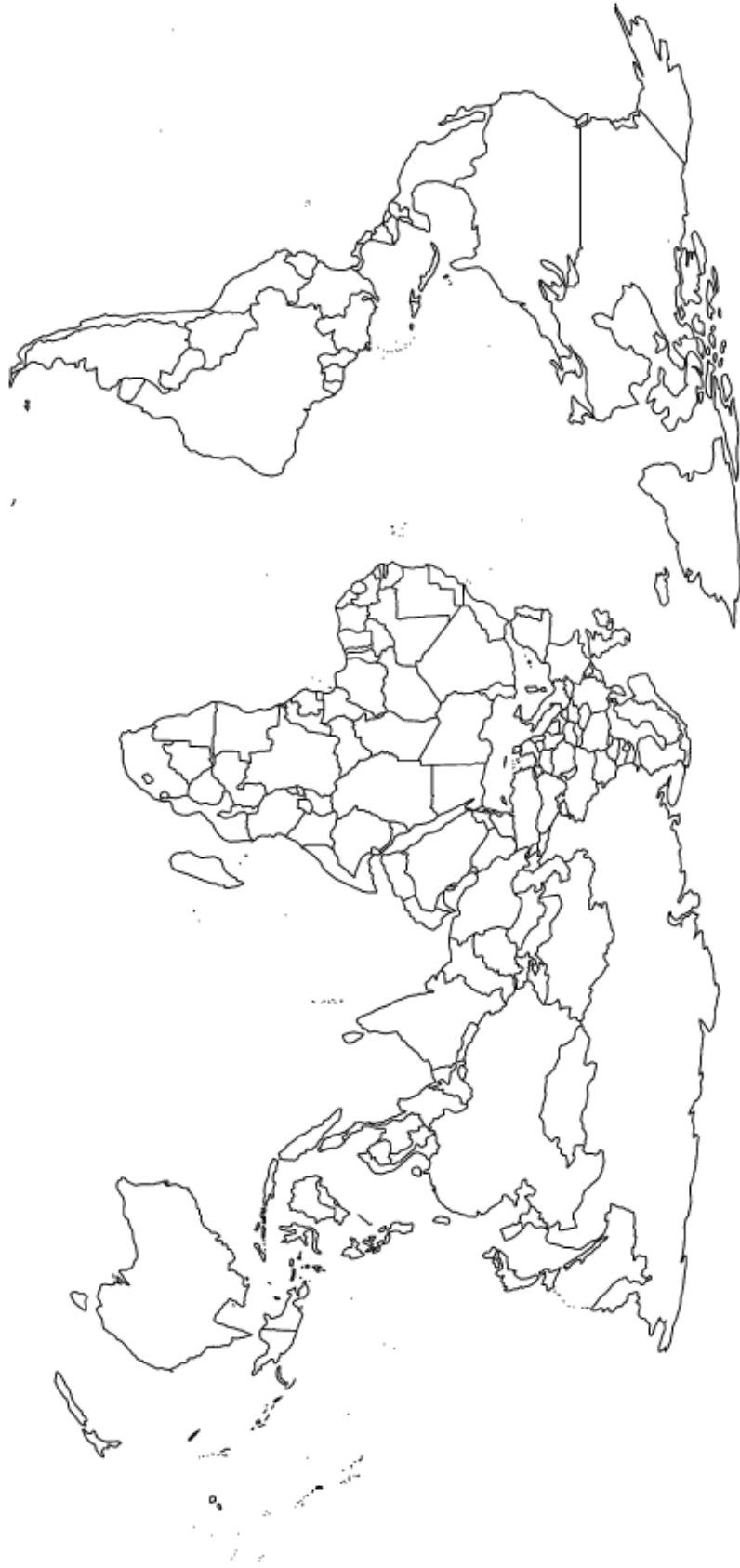
Here is world population data to be used to create a world population map on the next page by coloring in the different regions to show their population. Include a map title and key to show what range of numbers each color represents.

Fill in the countries and continents you are sure about first. The whole world will be colored when you are finished.

The numbers below are in millions.

For 2010

Oceania/Australia	29
Korea and Japan	199
South East Asia	597
China	1364
India	1644
Middle East	291
Russia and Central Asia	218
Europe	593
Africa	1033
South America	363
Central America	196
USA and Canada	352



Social Studies Review 2

Number the blocks. Put in order those who lived in the land of Canaan, the land of Israel, the Promised Land, the land flowing with milk and honey.

- _____

Israel and Judah as two separate nations

- _____

Hebrews – Nehemiah and Ezra – the temple is rebuilt

- _____

Babylonians – They defeat and drive out Judah, including Daniel.

- _____

Byzantine Empire – Arabs – Ottoman Empire

- _____

Romans – Jesus

- _____

The State of Israel

- _____

Assyrians – Become the Samaritans They defeat and drive out Israel.

- _____

Canaanites

- _____

Joshua and the Israelites

- _____

British Empire

- _____

Greeks – Maccabees

Social Studies Review 3

Draw lines matching WWII leaders to their countries: England, America, China, Russia.



Franklin D. Roosevelt




Joseph Stalin



Winston Churchill



Chiang Kai-Shek



Match the leaders to their quotes. Draw a line connecting the leader to their quote box.



Martin Luther King, Jr.

Let us therefore brace ourselves to our duties, and so bear ourselves that, if the British Empire and its Commonwealth last for a thousand years, men will still say, 'This was their finest hour.'



Nelson Mandela

And when this happens, when we allow freedom to ring...we will be able to speed up that day when all of God's children...will be able to join hands and sing in the words of the old Negro spiritual, "Free at last! free at last! thank God Almighty, we are free at last!"



Winston Churchill

It always seems impossible until it's done.

Education is the most powerful weapon which you can use to change the world.

I learned that courage was not the absence of fear, but the triumph over it.

Social Studies Review 4

___ 14 th Amendment	1. how we view the world and relate to it
___ Himalayas	2. South African policy that separated ethnicities
___ mountain of God	3. killed about half of Europe's population
___ apartheid	4. a belief that hard work is a good thing
___ separate but equal	5. Horeb
___ lepers	6. when a group of people is killed because of who they are, not what they've done
___ plague	7. home to the highest mountain in the world
___ Six-Day War	8. people ostracized because of a nervous system disease
___ work ethic	9. born "for such a time as this"
___ culture	10. highest mountain range
___ racism	11. frozen building material
___ ethnicity	12. treating people differently because of their race
___ Vikings	13. leader of the Third Crusade
___ Esther	14. protects the rights of a citizen
___ The Lost Tribes of Israel	15. American policy that created segregation
___ King Richard	16. supposed location of the Mountain of God
___ genocide	17. Israel won an improbable victory of Egypt, Syria, and Jordan backed by Russia
___ pykrete	18. famous plunderers who traveled by longboat
___ Sinai peninsula	19. the nation or culture or language that your ancestors came from
___ Nepal	20. ten groups from Israel who lost their culture when they were scattered into a foreign land

Social Studies Review 5

Draw lines connecting the warriors with their labels.



Leif Ericson



General Yamashita



Sir Francis Drake

FRENCH EMPEROR

PIRATE VIKING

CONQUERED EUROPE FOR THE POPE

JAPANESE WWII GENERAL

SCOTTISH INDEPENDENCE WARRIOR


William Wallace



Charlemagne



Napoleon Bonaparte



Social Studies Review 7

WWII Timeline

_____ Treaty of Versailles punishes Germany for their involvement in WWI.

_____ Hitler becomes Chancellor.
- gets rid of leaders who oppose him
- makes himself dictator
- gets Jews out of public life

_____ Japan invades China.

_____ Hitler takes over Austria.

_____ Hitler takes over Czechoslovakia (the area of the Czech Republic which was taken away from Germany at the end of WWI).

_____ Hitler invades Poland.

_____ Britain, France, Australia, South Africa, Canada, and New Zealand declare war on Germany.

_____ Soviet Union (Russia) invades Poland and Finland.

_____ Germany invades Denmark, Norway, Holland, Belgium, Luxemburg, and France. They all surrender the same year. Denmark surrenders the first day of the attack.
- Italy joins the war on Germany's side and joins in the fight against France.
- There's a massive effort to evacuate soldiers from Dunkirk in France. British, French, and Belgian soldiers are saved.

_____ Slovakia, Romania, and Hungary join the Axis Powers.

_____ Germany begins the Blitz, bombing London night after night.

_____ Germany invades Russia. Russia is now against Germany.

_____ Japan attacks Pearl Harbor.

_____ US declares war on Japan, Germany, and Italy.

_____ Hong Kong surrenders to Japan.

_____ Japan captures Manila in the Philippines and Singapore.

_____ Warsaw Ghetto Uprising

_____ Italy changes sides and declares war on Germany.

_____ The Allies land in France, an invasion known as D-Day. They start regaining French territory.

_____ Warsaw Uprising

_____ US forces enter Germany and the Philippines.

_____ Soviets free Warsaw, the capital of Poland, and Budapest, the capital of Hungary, from German control.

_____ Soviets encircle Berlin, the capital of Germany, and Hitler kills himself. Germany surrenders.

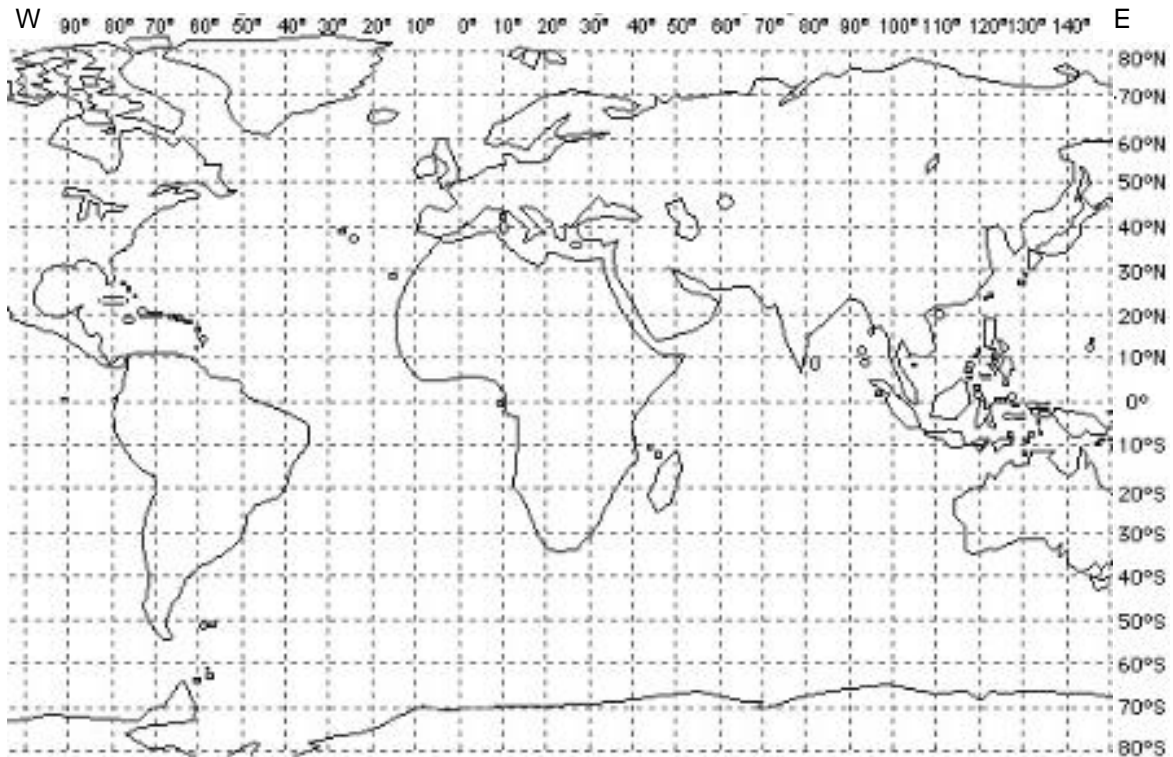
_____ VE Day

_____ The US drops atomic bombs on Hiroshima and Nagasaki, and Japan surrenders.

_____ VJ Day



Social Studies Review 9



Map, city coordinates from: <http://westada.org/cms/lib8/ID01904074/Centricity/Domain/2843/LL%20WS%202.pdf>

Draw a line through the Equator and the Prime Meridian.

Write M for Moscow at 55° N and 37° E.

Write B for Beijing at 40° N and 116° E.

Write NO for New Orleans at 30° N and 90° W.

Write T for Tokyo at 35° N and 139° E.

Write P for Perth at 31° S and 118° E.

Write CT for Cape Town at 30° S and 18° E.

Write R for Rio de Janeiro at 23° S and 43° W.

Write the location for somewhere in Antarctica. _____

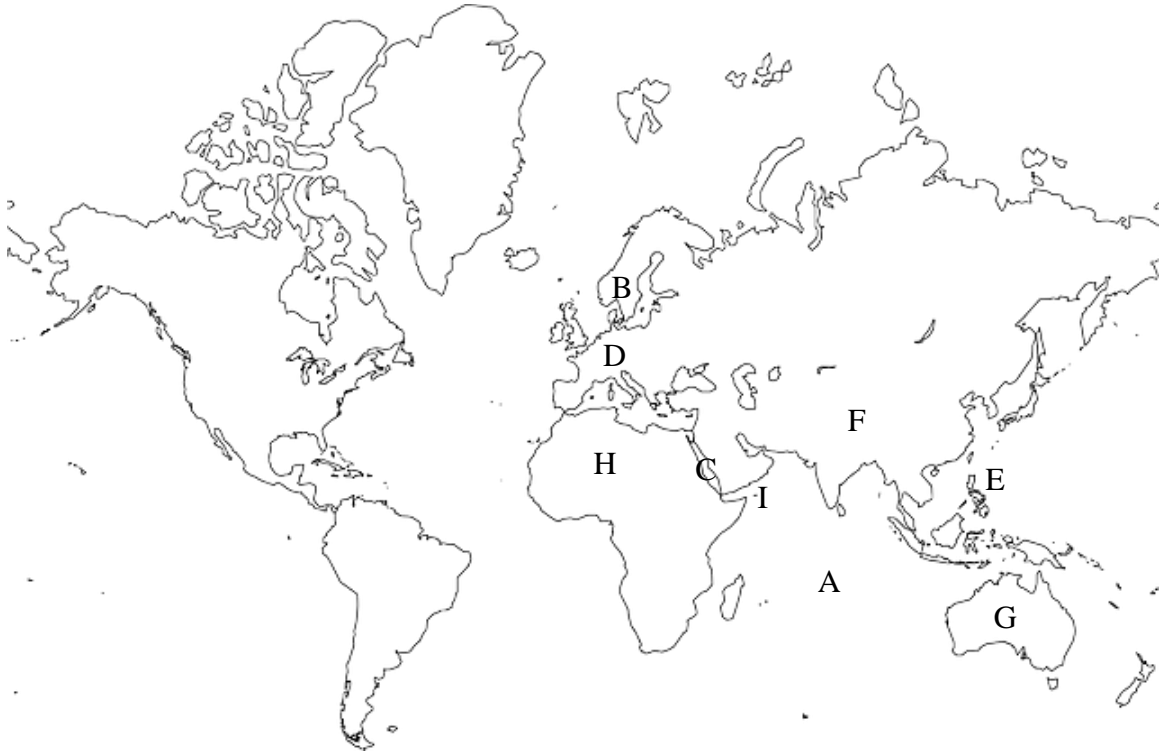
Social Studies Review 10

Number these events with the order they occurred. The first happened in 1919. The last happened in 1945.

- _____ The Allies land in France, an invasion known as D-Day.
- _____ Italy surrenders.
- _____ The US drops atomic bombs.
- _____ Japan invades China, a communist country.
- _____ Hitler becomes Chancellor.
- _____ Hitler invades Poland.
- _____ Victory in Europe is declared.
- _____ Britain, France, Australia, South Africa, Canada, and New Zealand declare war on Germany.
- _____ Japan attacks Pearl Harbor.
- _____ Germany invades Russia.
- _____ Germany begins the Blitz.
- _____ Treaty of Versailles punishes Germany for their involvement in WWI.
- _____ Japan surrenders.
- _____ US declares war on Japan, Germany and Italy.
- _____ Germany surrenders.

Social Studies Review 11

Write in the letter that represents that area of the world.



Pacific Basin _____

Germany _____

Himalayas _____

Gobi Desert _____

Sahara Desert _____

Red Sea _____

Scandinavia _____

Arabian Sea _____

Indian Ocean _____

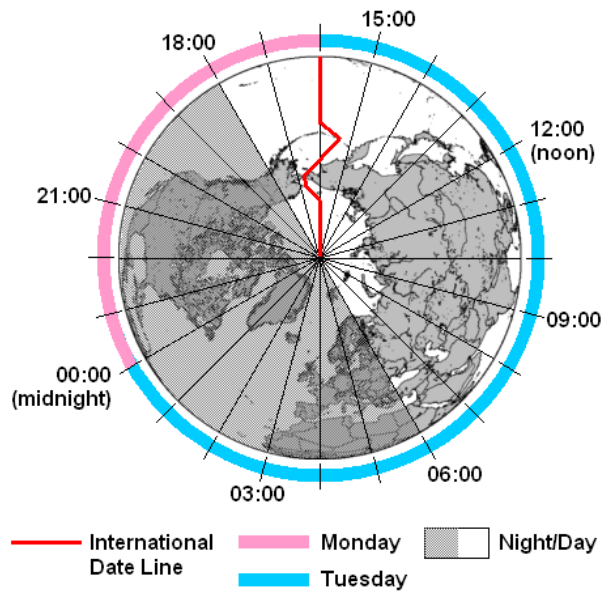
Where would the largest desert in the world be?

Social Studies Review 12

Match the names and terms to their descriptions by writing the corresponding number on the blanks given.

- | | |
|--------------------------|--------------------------------------------------------------------------------------------------------------------------------------------------------|
| ___ Josef Stalin | 1. The idea to split the country of Israel into sections for Jews and for Palestinians. |
| ___ wasteland | 2. Agreement that punished Germany for WWI |
| ___ abomination | 3. A holding area to reserve water |
| ___ Adolf Hitler | 4. Worked in the Dutch Resistance before smuggling Bibles |
| ___ Corrie Ten Boom | 5. Evil dictator killed millions, joined the Axis and the Allies |
| ___ Holocaust | 6. Eloquent speaker, led England during WWII |
| ___ Brother Andrew | 7. The time period when Jews were sent to camps by the Nazis to be killed |
| ___ reservoir | 8. Missionary to China that protected orphans during WWII |
| ___ Darlene Deibler | 9. An unused or unusable area |
| ___ Nagasaki/Hiroshima | 10. The worst of sins |
| ___ Partition Plan | 11. Where atomic bombs were dropped |
| ___ Treaty of Versailles | 12. One of the Doolittle Raiders who bombed Japan and then crashed landed in China, was arrested and sent to prison camp, became a missionary in Japan |
| ___ Winston Churchill | 13. German dictator, had vision of ridding the world of Jews |
| ___ Gladys Aylward | 14. Hid Jews in her home, sent to a concentration camp |
| ___ Franklin Roosevelt | 15. Missionary in Papua New Guinea, sent to prison camp, was accused of being a spy, shared the gospel with her captor |
| ___ Jacob DeShazer | 16. America's president when they entered WWII |

Social Studies Review 13



In this map illustration, it is 4 AM GMT, Greenwich Mean Time.

If it were Wednesday at 6 AM GMT, what time would it be on the west coast of America?

What day would it be there?

What do these propaganda posters show? What are they trying to get across?



Social Studies Review 14

Government

- 82 State of the Union Address
- 87 how laws get made (bill)
- 88 elections, representative democracy (candidate, run for election)
- 89 three branches of power (executive, legislative, judicial)
- 90 Write a representative.
- 76 socialism
- 81 feudal system (siege)
- 80 good leaders
- 79 trials (plaintiff)
- 73 events leading to the American Revolution (no taxation without representation)

People

- 86 Gutenberg Press
- 80 good leaders, Archimedes
- 78 Isaac Newton
- 93 Nobel Peace Prize
- 71 Declaration of Independence (Thomas Jefferson)
- 72 discovery of the North Pole (Peary, Cook)

Places

- 94 London Fog (The Great Smog)
- 83 Tiananmen Square
- 85 volcanoes and geography and history and archeology (Pompeii)
- 72 discovery of the North Pole (Peary, Cook) – also under people
- 74 water crisis

Bible

- 84 gospel commandments
- 91 Feast of the Harvest and Feast of the Ingathering
- 77 Ark of the Covenant
- 92 angels
- 95 tabernacle

Social Studies Review 15
Census



Page No. 1
 SCHEDULE 1—Free Inhabitants in Patagon Township in the County of Santa Cruz State
 of California enumerated by me, on the first day of June 1860. John A. Bayliss Marshal
 Post Office Patagonville

1	2	3	Description.			Value of Estate.			10	11	12	13	14
			4	5	6	8	9						
1	1	1	39	m	White	Farmer	\$1700	1500	Beland				
2			30	f	"				Beland				
3			8	m	"				Beland				
4			7	m	"				do				
5			5	f	"				do				
6			1	f	"				do				
7			33	f	"			1200	Beland				
8			21	f	"	Domestic		100	do				
9			20	f	"	do		100	New York				

Here's a transcript of those portions of the page.

1	2	3	4	5	6	7	8	9	10	11	12	13
Dwelling houses - numbered in order of visitation.	Families numbere in the order of visitation.	persons whose usual place of abode on the first day of June, 1860, was in this family.	Age.	Sex.	Color, (White, black, or mulatto).	Profession, Occupation, or Trade of each person over 15 years of age.	Value of Real Estate.	Value of Personal Estate.	Place of Birth, Naming the State, Territory, or Country.	Married within the year.	Attended School within the year.	Persons over 20 years of age who cannot read & write.
1	1	William F White	39	M		Farmer	\$15,000	1500	Ireland			
		Fanny "	30	F					Ireland			
		Edward "	8	M					California		1	
		Stephen "	7	M					California		1	
		Ellen "	5	F					California		1	
		Geneva "	1	F					California			
		Lucy White	33	F				1200	Ireland			
		Mary Hannon	21	F		Domestic		100	Ireland			1
		Mary Moran	20	F		Domestic		100	New York			
		Jackson Frost	26	M		Farm Laborer		200	New York			
		Patrick McCoy	40	M		Farm Laborer		200	Ireland			
		Jose Warcisco	42	M	Indian	Farm Laborer		700	California			1
	2	John Morgan	26	M		Farmer		1700	Ireland			
		Julia	27	F					Ireland			
		Franklin Carson	20	M				400	Virginia			
		John Sheehy	32	M		Farmer	2500	2500	Ireland			
	3	Ellen "	26	F					Ireland			1
		Mary "	4	F					California			
		John "	2	M					California			
		Jeremiah "	1/12	M					California			
		Henry "	1/12	M					California			
		Jeremiah Sheey	25	M		Farm Laborer		400	Ireland			
		Mary Bowen	65	F		Servant			Ireland			
	4	John Murphy	33	M		Farmer		500	Ireland			
		Elizabeth "	30	F					Ireland			
		Margaret "	6	F					California			

POPULATION

1930

CALIFORNIA

VOL. 189

SAN FRANCISCO CO.

SAN FRANCISCO CITY

Ward

Incorporated place San Francisco, Oakland County
(Insert proper name and also name of city, village, town, or borough. See instructions.)
Ward of city 22nd Block No. 3-A

Unincorporated place
(Enter name of any unincorporated place having approximately 500 inhabitants or more. See instructions.)

NAME of each person whose place of abode on April 1, 1930, was in this family. Enter surname first, then the given name and middle initial, if any. Exclude every person living on April 1, 1930. Omit children born since April 1, 1930.	RELATION Relationship of this person to the head of the family	HOME DATA				PERSONAL DESCRIPTION					EDUCATION		Place of birth of each person the United States, or which birthplace is in French from Canada PERSON
		1 Home owned or rented	8 Value of home, if owned, or monthly rental, if rented	9 Radio set	10 Does this family live on a farm?	11 Sex	12 Color or race	13 Age at last birthday	14 Marital con- dition	15 Age at first marriage	16 Attended school or college any time since Sept. 1, 1929	17 Whether able to read and write	
<u>William, Mrs. P.</u>	<u>Head</u>	<u>R</u>				<u>W</u>	<u>W</u>	<u>38</u>	<u>M</u>	<u>28</u>	<u>no</u>	<u>yes</u>	<u>Wisconsin</u>
<u>Maria E. H.</u>	<u>Wife</u>					<u>W</u>	<u>W</u>	<u>40</u>	<u>M</u>	<u>25</u>	<u>no</u>	<u>no</u>	<u>France</u>
<u>Goodrich, Mrs. M.</u>	<u>Employer</u>					<u>W</u>	<u>W</u>	<u>71</u>	<u>D</u>		<u>no</u>	<u>no</u>	<u>Colorado</u>
<u>Wasserman, Mrs. S.</u>	<u>Wife</u>					<u>W</u>	<u>W</u>	<u>50</u>	<u>D</u>		<u>no</u>	<u>no</u>	<u>Oakland</u>
<u>Garrett, Mrs. M.</u>	<u>Wife</u>					<u>W</u>	<u>W</u>	<u>32</u>	<u>D</u>		<u>no</u>	<u>no</u>	<u>Illinois</u>
<u>Margaret, Cora</u>	<u>Wife</u>					<u>W</u>	<u>W</u>	<u>47</u>	<u>D</u>		<u>no</u>	<u>no</u>	<u>Wisconsin</u>
<u>Robert James H.</u>	<u>Wife</u>					<u>W</u>	<u>W</u>	<u>29</u>	<u>D</u>		<u>no</u>	<u>no</u>	<u>California</u>
<u>Walter, Eugene H.</u>	<u>Wife</u>					<u>W</u>	<u>W</u>	<u>41</u>	<u>D</u>		<u>no</u>	<u>no</u>	<u>Wisconsin</u>
<u>Pauline, Pauline H.</u>	<u>Wife</u>					<u>W</u>	<u>W</u>	<u>30</u>	<u>D</u>		<u>no</u>	<u>no</u>	<u>Illinois</u>
<u>Grace, John</u>	<u>Wife</u>					<u>W</u>	<u>W</u>	<u>24</u>	<u>D</u>		<u>no</u>	<u>no</u>	<u>California</u>
<u>Wendell, Paul</u>	<u>Wife</u>					<u>W</u>	<u>W</u>	<u>33</u>	<u>D</u>		<u>no</u>	<u>no</u>	<u>Wisconsin</u>
<u>William, Albert D.</u>	<u>Wife</u>					<u>W</u>	<u>W</u>	<u>27</u>	<u>D</u>		<u>no</u>	<u>no</u>	<u>New York</u>
<u>Arthur, John P.</u>	<u>Wife</u>					<u>W</u>	<u>W</u>	<u>30</u>	<u>D</u>		<u>no</u>	<u>no</u>	<u>California</u>
<u>William, Reg. E.</u>	<u>Wife</u>					<u>W</u>	<u>W</u>	<u>55</u>	<u>M</u>	<u>19</u>	<u>no</u>	<u>no</u>	<u>Wisconsin</u>

3-A

DEPARTMENT OF COMMERCE—BUREAU OF THE CENSUS
 FIFTEENTH CENSUS OF THE UNITED STATES: 1930
 POPULATION SCHEDULE

Enumeration District No. 38-1
 Supervisor's District No. 7

Sheet 1
 3-

Institution: _____ Enumerated by me on April 3, 1930, *Elmer P. Thomas*, 0171

PERSON	18 FATHER	19 MOTHER	20 MOTHER TONGUE (OR NATIVE LANGUAGE) OF FOREIGN BORN	21 LANGUAGE SPOKEN IN HOME BEFORE COMING TO THE UNITED STATES			22 CITIZENSHIP, ETC.				23 OCCUPATION AND INDUSTRY			24 EMPLOYMENT			25 VETERANS	
				21A SPEAK	21B UNDERSTAND	21C RECEIVE	22A Year of immigration to the U.S.	22B Naturalization	22C Citizen	22D Alien	23A Occupation	23B Industry	23C Code	24A Class of worker	24B Number of weeks worked (or last 12 months)	24C Number of days worked (or last 12 months)	25A War of 1861-65	25B War of 1898
<i>Demetrius</i>	<i>Demetrius</i>	<i>Demetrius</i>	<i>Greek</i>	<i>Greek</i>	<i>Greek</i>	<i>Greek</i>	<i>1908</i>	<i>No</i>	<i>No</i>	<i>Hotel Owner</i>	<i>Hotel</i>	<i>490</i>	<i>E</i>	<i>No</i>	<i>No</i>	<i>No</i>		
<i>George</i>	<i>George</i>	<i>George</i>	<i>Greek</i>	<i>Greek</i>	<i>Greek</i>	<i>Greek</i>	<i>1910</i>	<i>No</i>	<i>No</i>	<i>Bill boy</i>	<i>Hotel</i>	<i>590</i>	<i>W</i>	<i>No</i>	<i>No</i>	<i>No</i>		
<i>Richard</i>	<i>Richard</i>	<i>Richard</i>	<i>Greek</i>	<i>Greek</i>	<i>Greek</i>	<i>Greek</i>	<i>1910</i>	<i>No</i>	<i>No</i>	<i>Radio Mechanic</i>	<i>Radio store</i>	<i>501V</i>	<i>W</i>	<i>No</i>	<i>No</i>	<i>No</i>		
<i>John</i>	<i>John</i>	<i>John</i>	<i>Greek</i>	<i>Greek</i>	<i>Greek</i>	<i>Greek</i>	<i>1907</i>	<i>No</i>	<i>No</i>	<i>Sailor</i>	<i>Sailor</i>	<i>801V</i>	<i>W</i>	<i>No</i>	<i>No</i>	<i>No</i>		
<i>Guillermo</i>	<i>Guillermo</i>	<i>Guillermo</i>	<i>Spanish</i>	<i>Spanish</i>	<i>Spanish</i>	<i>Spanish</i>	<i>1918</i>	<i>No</i>	<i>No</i>	<i>Student</i>	<i>Drug store</i>	<i>834C</i>	<i>W</i>	<i>No</i>	<i>No</i>	<i>No</i>		
<i>Demetrius</i>	<i>Demetrius</i>	<i>Demetrius</i>	<i>Greek</i>	<i>Greek</i>	<i>Greek</i>	<i>Greek</i>	<i>1918</i>	<i>No</i>	<i>No</i>	<i>Student</i>	<i>Drug store</i>	<i>848C</i>	<i>W</i>	<i>No</i>	<i>No</i>	<i>No</i>		
<i>Guillermo</i>	<i>Guillermo</i>	<i>Guillermo</i>	<i>Spanish</i>	<i>Spanish</i>	<i>Spanish</i>	<i>Spanish</i>	<i>1921</i>	<i>No</i>	<i>No</i>	<i>Student</i>	<i>Drug store</i>	<i>8991</i>	<i>W</i>	<i>No</i>	<i>No</i>	<i>No</i>		
<i>Guillermo</i>	<i>Guillermo</i>	<i>Guillermo</i>	<i>Spanish</i>	<i>Spanish</i>	<i>Spanish</i>	<i>Spanish</i>	<i>1921</i>	<i>No</i>	<i>No</i>	<i>Student</i>	<i>Drug store</i>	<i>8980</i>	<i>W</i>	<i>No</i>	<i>No</i>	<i>No</i>		
<i>Guillermo</i>	<i>Guillermo</i>	<i>Guillermo</i>	<i>Spanish</i>	<i>Spanish</i>	<i>Spanish</i>	<i>Spanish</i>	<i>1921</i>	<i>No</i>	<i>No</i>	<i>Student</i>	<i>Drug store</i>	<i>8980</i>	<i>W</i>	<i>No</i>	<i>No</i>	<i>No</i>		
<i>Guillermo</i>	<i>Guillermo</i>	<i>Guillermo</i>	<i>Spanish</i>	<i>Spanish</i>	<i>Spanish</i>	<i>Spanish</i>	<i>1921</i>	<i>No</i>	<i>No</i>	<i>Student</i>	<i>Drug store</i>	<i>8980</i>	<i>W</i>	<i>No</i>	<i>No</i>	<i>No</i>		
<i>Guillermo</i>	<i>Guillermo</i>	<i>Guillermo</i>	<i>Spanish</i>	<i>Spanish</i>	<i>Spanish</i>	<i>Spanish</i>	<i>1921</i>	<i>No</i>	<i>No</i>	<i>Student</i>	<i>Drug store</i>	<i>8980</i>	<i>W</i>	<i>No</i>	<i>No</i>	<i>No</i>		
<i>Guillermo</i>	<i>Guillermo</i>	<i>Guillermo</i>	<i>Spanish</i>	<i>Spanish</i>	<i>Spanish</i>	<i>Spanish</i>	<i>1921</i>	<i>No</i>	<i>No</i>	<i>Student</i>	<i>Drug store</i>	<i>8980</i>	<i>W</i>	<i>No</i>	<i>No</i>	<i>No</i>		
<i>Guillermo</i>	<i>Guillermo</i>	<i>Guillermo</i>	<i>Spanish</i>	<i>Spanish</i>	<i>Spanish</i>	<i>Spanish</i>	<i>1921</i>	<i>No</i>	<i>No</i>	<i>Student</i>	<i>Drug store</i>	<i>8980</i>	<i>W</i>	<i>No</i>	<i>No</i>	<i>No</i>		
<i>Guillermo</i>	<i>Guillermo</i>	<i>Guillermo</i>	<i>Spanish</i>	<i>Spanish</i>	<i>Spanish</i>	<i>Spanish</i>	<i>1921</i>	<i>No</i>	<i>No</i>	<i>Student</i>	<i>Drug store</i>	<i>8980</i>	<i>W</i>	<i>No</i>	<i>No</i>	<i>No</i>		
<i>Guillermo</i>	<i>Guillermo</i>	<i>Guillermo</i>	<i>Spanish</i>	<i>Spanish</i>	<i>Spanish</i>	<i>Spanish</i>	<i>1921</i>	<i>No</i>	<i>No</i>	<i>Student</i>	<i>Drug store</i>	<i>8980</i>	<i>W</i>	<i>No</i>	<i>No</i>	<i>No</i>		
<i>Guillermo</i>	<i>Guillermo</i>	<i>Guillermo</i>	<i>Spanish</i>	<i>Spanish</i>	<i>Spanish</i>	<i>Spanish</i>	<i>1921</i>	<i>No</i>	<i>No</i>	<i>Student</i>	<i>Drug store</i>	<i>8980</i>	<i>W</i>	<i>No</i>	<i>No</i>	<i>No</i>		
<i>Guillermo</i>	<i>Guillermo</i>	<i>Guillermo</i>	<i>Spanish</i>	<i>Spanish</i>	<i>Spanish</i>	<i>Spanish</i>	<i>1921</i>	<i>No</i>	<i>No</i>	<i>Student</i>	<i>Drug store</i>	<i>8980</i>	<i>W</i>	<i>No</i>	<i>No</i>	<i>No</i>		
<i>Guillermo</i>	<i>Guillermo</i>	<i>Guillermo</i>	<i>Spanish</i>	<i>Spanish</i>	<i>Spanish</i>	<i>Spanish</i>	<i>1921</i>	<i>No</i>	<i>No</i>	<i>Student</i>	<i>Drug store</i>	<i>8980</i>	<i>W</i>	<i>No</i>	<i>No</i>	<i>No</i>		
<i>Guillermo</i>	<i>Guillermo</i>	<i>Guillermo</i>	<i>Spanish</i>	<i>Spanish</i>	<i>Spanish</i>	<i>Spanish</i>	<i>1921</i>	<i>No</i>	<i>No</i>	<i>Student</i>	<i>Drug store</i>	<i>8980</i>	<i>W</i>	<i>No</i>	<i>No</i>	<i>No</i>		
<i>Guillermo</i>	<i>Guillermo</i>	<i>Guillermo</i>	<i>Spanish</i>	<i>Spanish</i>	<i>Spanish</i>	<i>Spanish</i>	<i>1921</i>	<i>No</i>	<i>No</i>	<i>Student</i>	<i>Drug store</i>	<i>8980</i>	<i>W</i>	<i>No</i>	<i>No</i>	<i>No</i>		
<i>Guillermo</i>	<i>Guillermo</i>	<i>Guillermo</i>	<i>Spanish</i>	<i>Spanish</i>	<i>Spanish</i>	<i>Spanish</i>	<i>1921</i>	<i>No</i>	<i>No</i>	<i>Student</i>	<i>Drug store</i>	<i>8980</i>	<i>W</i>	<i>No</i>	<i>No</i>	<i>No</i>		
<i>Guillermo</i>	<i>Guillermo</i>	<i>Guillermo</i>	<i>Spanish</i>	<i>Spanish</i>	<i>Spanish</i>	<i>Spanish</i>	<i>1921</i>	<i>No</i>	<i>No</i>	<i>Student</i>	<i>Drug store</i>	<i>8980</i>	<i>W</i>	<i>No</i>	<i>No</i>	<i>No</i>		
<i>Guillermo</i>	<i>Guillermo</i>	<i>Guillermo</i>	<i>Spanish</i>	<i>Spanish</i>	<i>Spanish</i>	<i>Spanish</i>	<i>1921</i>	<i>No</i>	<i>No</i>	<i>Student</i>	<i>Drug store</i>	<i>8980</i>	<i>W</i>	<i>No</i>	<i>No</i>	<i>No</i>		
<i>Guillermo</i>	<i>Guillermo</i>	<i>Guillermo</i>	<i>Spanish</i>	<i>Spanish</i>	<i>Spanish</i>	<i>Spanish</i>	<i>1921</i>	<i>No</i>	<i>No</i>	<i>Student</i>	<i>Drug store</i>	<i>8980</i>	<i>W</i>	<i>No</i>	<i>No</i>	<i>No</i>		
<i>Guillermo</i>	<i>Guillermo</i>	<i>Guillermo</i>	<i>Spanish</i>	<i>Spanish</i>	<i>Spanish</i>	<i>Spanish</i>	<i>1921</i>	<i>No</i>	<i>No</i>	<i>Student</i>	<i>Drug store</i>	<i>8980</i>	<i>W</i>	<i>No</i>	<i>No</i>	<i>No</i>		
<i>Guillermo</i>	<i>Guillermo</i>	<i>Guillermo</i>	<i>Spanish</i>	<i>Spanish</i>	<i>Spanish</i>	<i>Spanish</i>	<i>1921</i>	<i>No</i>	<i>No</i>	<i>Student</i>	<i>Drug store</i>	<i>8980</i>	<i>W</i>	<i>No</i>	<i>No</i>	<i>No</i>		
<i>Guillermo</i>	<i>Guillermo</i>	<i>Guillermo</i>	<i>Spanish</i>	<i>Spanish</i>	<i>Spanish</i>	<i>Spanish</i>	<i>1921</i>	<i>No</i>	<i>No</i>	<i>Student</i>	<i>Drug store</i>	<i>8980</i>	<i>W</i>	<i>No</i>	<i>No</i>	<i>No</i>		
<i>Guillermo</i>	<i>Guillermo</i>	<i>Guillermo</i>	<i>Spanish</i>	<i>Spanish</i>	<i>Spanish</i>	<i>Spanish</i>	<i>1921</i>	<i>No</i>	<i>No</i>	<i>Student</i>	<i>Drug store</i>	<i>8980</i>	<i>W</i>	<i>No</i>	<i>No</i>	<i>No</i>		
<i>Guillermo</i>	<i>Guillermo</i>	<i>Guillermo</i>	<i>Spanish</i>	<i>Spanish</i>	<i>Spanish</i>	<i>Spanish</i>	<i>1921</i>	<i>No</i>	<i>No</i>	<i>Student</i>	<i>Drug store</i>	<i>8980</i>	<i>W</i>	<i>No</i>	<i>No</i>	<i>No</i>		
<i>Guillermo</i>	<i>Guillermo</i>	<i>Guillermo</i>	<i>Spanish</i>	<i>Spanish</i>	<i>Spanish</i>	<i>Spanish</i>	<i>1921</i>	<i>No</i>	<i>No</i>	<i>Student</i>	<i>Drug store</i>	<i>8980</i>	<i>W</i>	<i>No</i>	<i>No</i>	<i>No</i>		
<i>Guillermo</i>	<i>Guillermo</i>	<i>Guillermo</i>	<i>Spanish</i>	<i>Spanish</i>	<i>Spanish</i>	<i>Spanish</i>	<i>1921</i>	<i>No</i>	<i>No</i>	<i>Student</i>	<i>Drug store</i>	<i>8980</i>	<i>W</i>	<i>No</i>	<i>No</i>	<i>No</i>		
<i>Guillermo</i>	<i>Guillermo</i>	<i>Guillermo</i>	<i>Spanish</i>	<i>Spanish</i>	<i>Spanish</i>	<i>Spanish</i>	<i>1921</i>	<i>No</i>	<i>No</i>	<i>Student</i>	<i>Drug store</i>	<i>8980</i>	<i>W</i>	<i>No</i>	<i>No</i>	<i>No</i>		
<i>Guillermo</i>	<i>Guillermo</i>	<i>Guillermo</i>	<i>Spanish</i>	<i>Spanish</i>	<i>Spanish</i>	<i>Spanish</i>	<i>1921</i>	<i>No</i>	<i>No</i>	<i>Student</i>	<i>Drug store</i>	<i>8980</i>	<i>W</i>	<i>No</i>	<i>No</i>	<i>No</i>		
<i>Guillermo</i>	<i>Guillermo</i>	<i>Guillermo</i>	<i>Spanish</i>	<i>Spanish</i>	<i>Spanish</i>	<i>Spanish</i>	<i>1921</i>	<i>No</i>	<i>No</i>	<i>Student</i>	<i>Drug store</i>	<i>8980</i>	<i>W</i>	<i>No</i>	<i>No</i>	<i>No</i>		
<i>Guillermo</i>	<i>Guillermo</i>	<i>Guillermo</i>	<i>Spanish</i>	<i>Spanish</i>	<i>Spanish</i>	<i>Spanish</i>	<i>1921</i>	<i>No</i>	<i>No</i>	<i>Student</i>	<i>Drug store</i>	<i>8980</i>	<i>W</i>	<i>No</i>	<i>No</i>	<i>No</i>		
<i>Guillermo</i>	<i>Guillermo</i>	<i>Guillermo</i>	<i>Spanish</i>	<i>Spanish</i>	<i>Spanish</i>	<i>Spanish</i>	<i>1921</i>	<i>No</i>	<i>No</i>	<i>Student</i>	<i>Drug store</i>	<i>8980</i>	<i>W</i>	<i>No</i>	<i>No</i>	<i>No</i>		
<i>Guillermo</i>	<i>Guillermo</i>	<i>Guillermo</i>	<i>Spanish</i>	<i>Spanish</i>	<i>Spanish</i>	<i>Spanish</i>	<i>1921</i>	<i>No</i>	<i>No</i>	<i>Student</i>	<i>Drug store</i>	<i>8980</i>	<i>W</i>	<i>No</i>	<i>No</i>	<i>No</i>		
<i>Guillermo</i>	<i>Guillermo</i>	<i>Guillermo</i>	<i>Spanish</i>	<i>Spanish</i>	<i>Spanish</i>	<i>Spanish</i>	<i>1921</i>	<i>No</i>	<i>No</i>	<i>Student</i>	<i>Drug store</i>	<i>8980</i>	<i>W</i>	<i>No</i>	<i>No</i>	<i>No</i>		
<i>Guillermo</i>	<i>Guillermo</i>	<i>Guillermo</i>	<i>Spanish</i>	<i>Spanish</i>	<i>Spanish</i>	<i>Spanish</i>	<i>1921</i>	<i>No</i>	<i>No</i>	<i>Student</i>	<i>Drug store</i>	<i>8980</i>	<i>W</i>	<i>No</i>	<i>No</i>	<i>No</i>		
<i>Guillermo</i>	<i>Guillermo</i>	<i>Guillermo</i>	<i>Spanish</i>	<i>Spanish</i>	<i>Spanish</i>	<i>Spanish</i>	<i>1921</i>	<i>No</i>	<i>No</i>	<i>Student</i>	<i>Drug store</i>	<i>8980</i>	<i>W</i>	<i>No</i>	<i>No</i>	<i>No</i>		
<i>Guillermo</i>	<i>Guillermo</i>	<i>Guillermo</i>	<i>Spanish</i>	<i>Spanish</i>	<i>Spanish</i>	<i>Spanish</i>	<i>1921</i>	<i>No</i>	<i>No</i>	<i>Student</i>	<i>Drug store</i>	<i>8980</i>	<i>W</i>	<i>No</i>	<i>No</i>	<i>No</i>		
<i>Guillermo</i>	<i>Guillermo</i>	<i>Guillermo</i>	<i>Spanish</i>	<i>Spanish</i>	<i>Spanish</i>	<i>Spanish</i>	<i>1921</i>	<i>No</i>	<i>No</i>	<i>Student</i>	<i>Drug store</i>	<i>8980</i>	<i>W</i>	<i>No</i>	<i>No</i>	<i>No</i>		
<i>Guillermo</i>	<i>Guillermo</i>	<i>Guillermo</i>	<i>Spanish</i>	<i>Spanish</i>	<i>Spanish</i>	<i>Spanish</i>	<i>1921</i>	<i>No</i>	<i>No</i>	<i>Student</i>	<i>Drug store</i>	<i>8980</i>	<i>W</i>	<i>No</i>	<i>No</i>	<i>No</i>		
<i>Guillermo</i>	<i>Guillermo</i>	<i>Guillermo</i>	<i>Spanish</i>	<i>Spanish</i>	<i>Spanish</i>	<i>Spanish</i>	<i>1921</i>	<i>No</i>	<i>No</i>	<i>Student</i>	<i>Drug store</i>	<i>8980</i>	<i>W</i>	<i>No</i>	<i>No</i>	<i>No</i>		
<i>Guillermo</i>	<i>Guillermo</i>	<i>Guillermo</i>	<i>Spanish</i>	<i>Spanish</i>	<i>Spanish</i>	<i>Spanish</i>	<i>1921</i>	<i>No</i>	<i>No</i>	<i>Student</i>	<i>Drug store</i>	<i>8980</i>	<i>W</i>	<i>No</i>	<i>No</i>	<i>No</i>		
<i>Guillermo</i>	<i>Guillermo</i>	<i>Guillermo</i>	<i>Spanish</i>	<i>Spanish</i>	<i>Spanish</i>	<i>Spanish</i>	<i>1921</i>	<i>No</i>	<i>No</i>	<i>Student</i>	<i>Drug store</i>	<i>8980</i>	<i>W</i>	<i>No</i>	<i>No</i>	<i>No</i>		
<i>Guillermo</i>	<i>Guillermo</i>	<i>Guillermo</i>	<i>Spanish</i>	<i>Spanish</i>	<i>Spanish</i>	<i>Spanish</i>	<i>1921</i>	<i>No</i>	<i>No</i>	<i>Student</i>	<i>Drug store</i>	<i>8980</i>	<i>W</i>	<i>No</i>	<i>No</i>	<i>No</i>		
<i>Guillermo</i>	<i>Guillermo</i>	<i>Guillermo</i>	<i>Spanish</i>	<i>Spanish</i>	<i>Spanish</i>	<i>Spanish</i>	<i>1921</i>	<i>No</i>	<i>No</i>	<i>Student</i>	<i>Drug store</i>	<i>8980</i>	<i>W</i>	<i>No</i>	<i>No</i>	<i>No</i>		
<i>Guillermo</i>	<i>Guillermo</i>	<i>Guillermo</i>	<i>Spanish</i>	<i>Spanish</i>	<i>Spanish</i>	<i>Spanish</i>	<i>1921</i>	<i>No</i>	<i>No</i>	<i>Student</i>	<i>Drug store</i>	<i>8980</i>	<i>W</i>	<i>No</i>	<i>No</i>	<i>No</i>		
<i>Guillermo</i>	<i>Guillermo</i>	<i>Guillermo</i>	<i>Spanish</i>	<i>Spanish</i>	<i>Spanish</i>	<i>Spanish</i>	<i>1921</i>	<i>No</i>	<i>No</i>	<i>Student</i>	<i>Drug store</i>	<i>8980</i>	<i>W</i>	<i>No</i>	<i>No</i>	<i>No</i>		
<i>Guillermo</i>	<i>Guillermo</i>	<i>Guillermo</i>	<i>Spanish</i>	<i>Spanish</i>	<i>Spanish</i>	<i>Spanish</i>	<i>1921</i>	<i>No</i>	<i>No</i>	<i>Student</i>	<i>Drug store</i>	<i>8980</i>	<i>W</i>	<i>No</i>	<i>No</i>	<i>No</i>		
<i>Guillermo</i>	<i>Guillermo</i>	<i>Guillermo</i>	<i>Spanish</i>	<i>Spanish</i>	<i>Spanish</i>	<i>Spanish</i>	<i>1921</i>	<i>No</i>	<i>No</i>	<i>Student</i>	<i>Drug store</i>	<i>8980</i>	<i>W</i>	<i>No</i>	<i>No</i>	<i>No</i>		
<i>Guillermo</i>	<i>Guillermo</i>	<i>Guillermo</i>	<i>Spanish</i>	<i>Spanish</i>	<i>Spanish</i>	<i>Spanish</i>	<i>1921</i>	<i>No</i>	<i>No</i>	<i>Student</i>	<i>Drug store</i>	<i>8980</i>	<i>W</i>	<i>No</i>	<i>No</i>	<i>No</i>		
<i>Guillermo</i>	<i>Guillermo</i>	<i>Guillermo</i>	<i>Spanish</i>	<i>Spanish</i>	<i>Spanish</i>	<i>Spanish</i>	<i>1921</i>	<i>No</i>	<i>No</i>	<i>Student</i>	<i>Drug store</i>	<i>8980</i>	<i>W</i>	<i>No</i>	<i>No</i>	<i>No</i>		
<i>Guillermo</i>	<i>Guillermo</i>	<i>Guillermo</i>	<i>Spanish</i>	<i>Spanish</i>	<i>Spanish</i>	<i>Spanish</i>	<i>1921</i>	<i>No</i>	<i>No</i>	<i>Student</i>	<i>Drug store</i>	<i>8980</i>	<i>W</i>	<i>No</i>	<i>No</i>	<i>No</i>		
<i>Guillermo</i>	<i>Guillermo</i>	<i>Guillermo</i>	<i>Spanish</i>	<i>Spanish</i>	<i>Spanish</i>	<i>Spanish</i>	<i>1921</i>	<i>No</i>	<i>No</i>	<i>Student</i>	<i>Drug store</i>	<i>8980</i>	<i>W</i>	<i>No</i>	<i>No</i>	<i>No</i>		
<i>Guillermo</i>	<i>Guillermo</i>	<i>Guillermo</i>	<i>Spanish</i>	<i>Spanish</i>	<i>Spanish</i>	<i>Spanish</i>	<i>1921</i>	<i>No</i>	<i>No</i>	<i>Student</i>	<i>Drug store</i>	<i>8980</i>	<i>W</i>	<i>No</i>	<i>No</i>	<i>No</i>		
<i>Guillermo</i>	<i>Guillermo</i>	<i>Guillermo</i>	<i>Spanish</i>	<i>Spanish</i>	<i>Spanish</i>	<i>Spanish</i>	<i>1921</i>	<i>No</i>	<i>No</i>	<i>Student</i>	<i>Drug store</i>	<i>8980</i>	<i>W</i>	<i>No</i>	<i>No</i>	<i>No</i>		
<i>Guillermo</i>	<i>Guillermo</i>	<i>Guillermo</i>	<i>Spanish</i>	<i>Spanish</i>	<i>Spanish</i>	<i>Spanish</i>												

1	Danish	07	07	✓	1908	Na	Yes	Hotel Owner			492	E	Yes		Yes	w		
2	French	12	12	✓	1910	Na	Yes	None										
3		91						Bell boy	Hotel		1592	W	Yes		No			
4	Finish	23	23	✓	1901	Na	Yes	Clerk	Cigar store		8390	W	Yes		No			
11	Swedish	06	06	✓	1921	Na	Yes	Seaman			8980	W	No	6A 26	No			
12		56						None	Retired		XXXX	W	No		No			
17		28						Engineer	Marine		1X80	W	Yes		Yes	w w		
28	English	00	00	✓	1919	AI	Yes	Artist			8394	O	No	6B 34	No			

Line number
Language before living in US

These are “official use only” blocks.

Year immigrated
Naturalized?
Speak English?

Profession

Industry

“official”

Class of worker
Currently working
This is about unemployment

Veteran?

What war?

1	115	1	1	Nielsen, Thos P.	Head	R	M	W	38	M	28	No	Yes	Denmark	Denmark	Denmark
2				Nielsen, Marie L. H.	Wife		F	W	40	M	25	No	Yes	France	France	France
3				Goodrich, W M W	Employee		M	W	21	S		No	Yes	Colorado	Pennsylvania	Pennsylvania
4				Frosman, Geo. H	Lodger		M	W	50	S		No	Yes	Finland	Finland	Finland
11				Sunsstrom, Paul	Lodger		M	W	33	S		No	Yes	Sweden	Sweden	Sweden
12				Simpson, Robert D	Lodger		M	W	77	S		No	Yes	New York	New Jersey	New Jersey
17				Ryan, Theo. R.	Lodger		M	W	39	S		No	Yes	Pennsylvania	Pennsylvania	Pennsylvania
28				Blackbourne, Geo. F	Lodger		M	W	57	S		No	Yes	England	England	England

Line number
Street
House number
Number of dwelling
Number of family

Name

Relation

Own or rent
Value of home

Radio set
Live on farm?

Sex
Race or color
Age

Marital status
Age at marriage
Attending school
Able to read/write

Place of birth

Place father born

Place mother born

Social Studies Review 16
Map Review

Use the map on the following page to write in the number that most closely shows where each listed place is located in the world.

- _____ Largest archipelago in the world (121)
- _____ Sphynx (127)
- _____ Christ the Redeemer statue in Rio De Janeiro (127)
- _____ Lincoln Memorial (106)
- _____ Great Barrier Reef (122)
- _____ Tower of London (118)
- _____ Mali, ruled a trading empire across the Sahara Desert (120)
- _____ Gateway Arch, remembering the opening of the west to pioneers (106)
- _____ Bering Straight (122)
- _____ San Francisco, site of the California Gold Rush (112)
- _____ Taj Mahal (106)
- _____ Carthage, the port city that ruled trade in the Mediterranean (120)
- _____ Terracotta Warriors (127)
- _____ The Valiant Five or the Famous Five monument remembering the women who fought for their right to vote in Canada. (106)
- _____ Gulf of Mexico (121)



Social Studies Review 18

What am I celebrating?

Bar Mitzvah Quinceañera Hanukkah
Shavuot Feast of Unleavened Bread

I turned fifteen today. I'm being celebrated as an adult. I'm dressing up fancy and having a big party. I am celebrating _____.

I am lighting the candles in the menorah. I am remembering when the temple was rededicated after the Maccabees defeated our oppressors. God gave us a miracle, making the oil last for eight days so that the lights wouldn't go out. I am celebrating _____.




I am sweeping the house to get it clean of all bread crumbs. We can't leave any yeast in the house. I am celebrating _____.

I turned thirteen today. I am being celebrated as a man. I am now responsible before God for my actions as an adult is. I am celebrating _____.

My father stayed up all night studying the Torah, the first five books of the Bible. Today we will go to the synagogue and hear the Ten Commandments read. We are celebrating _____.

Social Studies Review 19


Benjamin Franklin



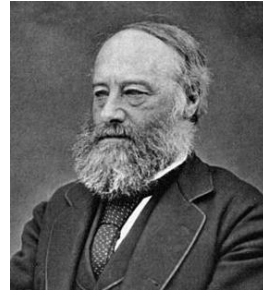
Michael Faraday




Thomas Edison



James Joule



Leonardo DaVinci




Rafael



Johannes Sebastian Bach



William Wilberforce



I fought to end the slave trade in the UK. _____

I discovered how to use a magnet to create electricity. _____

I built the first power plant. _____

I was a scientist and an artist. _____

I was a musician in the Baroque period. _____

I was an inventor famous for my newspaper. _____

I discovered scientific laws of energy. _____

I was an Italian artist of the same period as DaVinci. _____

Social Studies Review 20

Order the events from earliest to latest. The lesson numbers are included if you need to look something up.

_____ Plate armor started being in use. (108)

_____ The Valiant Five spoke before the Supreme Court in Canada fighting for the right of women to vote. (106)

_____ The Vietnam War (106)

_____ American troops captured the island of Iwo Jima toward the very end of WWII. (106)

_____ *Quinceañera* originates. (110)

_____ The California Gold Rush (112)

_____ Johannes Sebastian Bach was born in Germany. (116)

_____ Leonardo DaVinci was born in Italy. (115)

Social Studies Review 21

Timeline

Book of Exodus

The lesson numbers are given in parentheses.

- 2500 BC Sphynx built (127)
- 1025 BC David and Goliath (21)
- 332 BC Alexander the Great conquered Jerusalem (111)
- 3rd Century BC Antiochus IV reigned (111)
- 287 BC Archimedes is born (80)
- 2nd Century BC Maccabees fight for independence and recapture Jerusalem (111)
- 2nd Century BC Terracotta Warriors buried (127)
- 79 Pompeii is destroyed by a volcano (85)
- 3rd Century first steel (21)
- 5th Century Middle Ages (through 15th century) (81)
- 793 Viking Age (through 1066) (15)
- 800 Charlemagne becomes the first Holy Emperor of Rome (21)
- 1066 October 14, The Battle of Hastings (118)
- 1229 The Council of Toulouse made it wrong to own a Bible (86)
- 1250 - 2500 AD Moai (127)
- 13th Century Mali Empire at its peak (120)
- 1305 William Wallace captured by King Edward for treason against England. He led Scotland in a fight for independence (20)
- 1346 Black Death plague (through 1353) (5)
- 14th Century *Quinceañera* tradition is begun (110)
- 14th Century Plate armor starts being in use (108)
- 1440 (around) Gutenberg Press invented (86)
- 1452 DaVinci is born in Italy (115)
- 1577 Sir Francis Drake was the first person to sail around the world (through 1580) (13)
- 16th Century Rafael worked as an artist
- 1600 Time period when Japanese general Tomoyuki Yamashita's sword was made
- 1642 Isaac Newton was born (73)
- 1650 Golden Age of Piracy (through 1730) (13)
- 1685 Johannes Sebastian Bach is born in Germany (116)
- 1687 Isaac Newton publishes *Principia* (78)
- 1759 William Wilberforce was born. (128)
- 1773 Boston Tea Party (73)
- 1775 The Shot Heard Round the World, the American Revolution fighting begins (73)
- 1776 July 4, Declaration of Independence ratified (71)
- 1799 Napoleon became the leader of France (21)
- 1808 Slave trade abolished in the UK (128)

- 1812 The peak of the French empire (21)
- 1814 Napoleon captured (21)
- 1818 James Joule born (114)
- 1831 Faraday discovers how to use magnets to create electricity (126)
- 1833 William Wilberforce died. (128)
- 1846 Levi Strauss immigrates to America (112)
- 1848 The California Gold Rush (through 1855) (112)
- 1882 Edison's power plant serves its first customers, September 4th (126)
- 1882 The Chinese Exclusion Act is passed (112)
- 1892 Carnegie mass produces steel in America (21)
- 1913 Woodrow Wilson becomes president (1913 – 1921) (93)
- 1919 The Treaty of Versailles is signed (36)
- 1920 Woodrow Wilson won the Nobel Peace Prize "for his efforts in ending the First World War and help in creating the League of Nations." (from nobelprize.org) (93)
- 1922 Christ the Redeemer statue built (127)
- 1927 Five women challenge the Supreme Court in Canada, fighting for the right of women to vote (106)
- 1933 Hitler becomes Chancellor (36)
- 1933 Franklin Delano Roosevelt becomes president (1933 – 1945)
- 1940 Churchill becomes prime minister (1940 – 1945, 1951 – 1955)
- 1940 September 7th Germany begins the Blitz (37)
- 1941 In June Germany invades Russia (37)
- 1941 December 7th Japan attacks Pearl Harbor (37)
- 1944 June 6th The Allies land in France, an invasion known as D-Day (37)
- 1945 American troops captured the island of Iwo Jima in March (106)
- 1945 Germany surrenders (37)
- 1945 Victory in Europe is declared (VE day is May 8th) (37)
- 1945 The US drops atomic bombs on Hiroshima (August 6th) and Nagasaki (August 9th) (37)
- 1945 August 14th Japan surrenders (August 15th is VJ Day) (37)
- 1947 The Partition Plan is adopted by the UN (41)
- 1948 South Africa voted for apartheid (8)
- 1952 The Great Smog (94)
- 1954 Civil Rights Movement (1954 – 1968) (22)
- 1954 Supreme Court ends "separate but equal" (22)
- 1955 The US passes its first air pollution laws (94)
- 1955 Montgomery Bus Boycott (December 1955 – December 1956) (22)
- 1955 The Vietnam War (through 1975) (106)
- 1956 The Clean Air Act is passed in England.
- 1963 Nelson Mandela imprisoned (8)
- 1963 August 28 The March on Washington, Martin Luther King, Jr. gives his "I Have a Dream" speech (20)
- 1964 Civil Rights Act passed by Congress (22)

- 1964 Martin Luther King, Jr. wins the Nobel Peace Prize for his leadership in non-violent movement working for equal rights for blacks. (93)
- 1964 Chairman Mao's "Little Red Book" is published (70)
- 1964 Lyndon Johnson declares war on poverty (82)
- 1965 March in Selma for voting rights for blacks (22)
- 1967 June 5-10, Six-Day War (25)
- 1968 Martin Luther King, Jr. was killed (22)
- 1969 Wally Herbert leads the first undisputed expedition to reach the North Pole (72)
- 1975 President Gerald Ford announces that the state of the union is not good. (82)
- 1977 Jimmy Carter was president (1977 – 1981) (93)
- 1989 Apartheid laws abolished (8)
- 1989 Tiananmen Square protests, June 4 was the tank incident (83)
- 1990 Nelson Mandela is freed from prison (8)
- 1993 Nelson Mandela wins the Nobel Peace Prize for his "work for the peaceful termination of the apartheid regime, and for laying the foundations for a new democratic South Africa." (from nobelprize.org) (93)
- 1994 Nelson Mandela elected president of South Africa (8)
- 2002 Jimmy Carter wins the Nobel Peace Prize "for his efforts in finding peaceful (93) solutions to international conflicts, advancing democracy and human rights, and promoting economic and social development." (from nobelprize.org) (93)
- 2002 President Bush coins a new phrase describing Iraq, Iran, and North Korea as the "axis of evil." (82)
- 2009 Barak Obama wins the Nobel Peace Prize "for his efforts to strengthen international diplomacy and cooperation." (from nobelprize.org) (93)

If you want to include any dates from the Book of Genesis, those dates follow.

Book of Genesis Dates *denotes exact year

- 3966 Creation (1...)
 - Fall, forced out of Eden (22)
 - Mesopotamia, Cradle of Civilization (17)
- 2910 Noah (41)
- 2310 flood (40)
- 2200 Tower of Babel (46)
 - Sumerians (95)
 - Egyptian kingdoms begin during this time (121-122)
- 2018 Abraham born (47)
- 1990 Pyramids first appear (121)
- 1950 Sumerians attacked by the Elamites and Amorites (the beginning of the decline of the Sumerians) (95)
- 1918 Isaac born (78)
- 1750 Hammurabi, king of the Amorites, writes code of law (56)
- 600 Nebuchadnezzar and the hanging gardens (60)
- 114 *Silk Road begins forming (92)
- 1 Jesus is born
- 70 *Jerusalem destroyed (from the section of fulfilled prophecies-58)
- 700 Silk Road trade at its peak (92)
- 1050 First spinning wheel invented (87 science)
- 1400 Decline of the Silk Road (92)
- 1500s Henry the 8th (famous for executing people) (76)
- 1621 *The First Thanksgiving (78)
- 1750- The Guinness family in Ireland is influenced by John Wesley (122)
- 1750 The beginning of the Industrial Revolution (87)

***From here on, all years are exact dates.

- 1777 October - all thirteen of the original American colonies celebrated a Thanksgiving feast (78)
- 1787 US Constitution written, acceptance by all of the states by 1790 (124)
- 1789 George Washington had the last Thursday of November of 1789 as a day of prayer and thanksgiving (78)
- 1791 Bill of Rights become official
- 1793 - 1794 The Reign of Terror was from September 1793 to July 1794. This was the beginning of the French Revolution and was marked by mass executions. (76)
- 1803 Louisiana Purchase (77)
- 1804 Lewis and Clark sent to explore the US (77)

- 1820- New technology was rapidly expanding the number of factories in Lowell Massachusetts during the 1820s and 30s (101)
- 1836 The first wagon trains leave on the Oregon Trail (77)
- 1845 Lowell Mill Girls form the first woman's union to protest their treatment (87)

- 1850- Gregor Mendel researched genetics in the second half of the 19th century.
(89 science)
- Put on when your state gained its statehood
- 1863 Emancipation Proclamation, an executive order issued on January 1, 1863, freed the slaves (103)
- 1863 Abraham Lincoln declares Thanksgiving a holiday (78)
- 1861 April 12, 1861 – April 9, 1865 The American Civil War (78, 103)
- 1891 George Washington Carver is the first black student at Iowa State Agricultural College. (110)
- 1920s Boll weevil devastates cotton crops and the economy of the southern states (48)
- 1922 King Tut's tomb discovered (121)
- 1924 Eric Liddell refuses to run on Sunday and ends up winning gold in the 100-meter race he hadn't trained for (12)
- 1928 Penicillin, the first antibiotic, was discovered in London by Alexander Fleming (56 science)
- 1930s Famine in Ukraine caused by the Soviet communists (128)
- 1931 The Empire State Building in New York City opened (lesson on steel) (46 science)
- 1939 President Franklin moves Thanksgiving and confuses everyone (78)
- 1940 Penicillin becomes widespread in use (56 science)
- 1941 Congress passed into law that the fourth Thursday of November be declared Thanksgiving. (78)
- WWII America and Japan (82, 104)
- 1941 December 7, 1941, Pearl Harbor was attacked
- 1942 April 18, 1942 Doolittle Raiders retaliate and attack Japan
- 1942 June 4-7 Battle of Midway, US defeats Japan by decoded their attack plans
- 1945 August 6, 1945, atomic bomb dropped on Hiroshima
- 1945 August 9, atomic bomb dropped on Nagasaki and Japan surrenders
- 1948 The nation of Israel is reinstated (from lesson on fulfilled prophecies-58)
- 1949 Mao Zedong becomes the communist leader of China and causes a horrific famine with his "Great Leap Forward."
- 1950 Dead Sea scrolls (ancient copies of the Bible) were found showing the Bible hadn't been changed over time (21)
- 1980s Ethiopian famine caused by communist tactics (128)
- 1991 Ukraine became its own country, separated from soviet Russia (128)
- 2000 - 2020 generation Z (37)
- 2005 Hurricane Katrina (39)
- 2011 Tsunami in Japan (39)

Hebrew Writing

Hebrew Writing 1

Read the Hebrew from right to left even though it's the same both ways! This is the name of David. It's Dalet, Vav, Dalet. Practice recognizing the letters. Read the letters by name and by sound, and read the name too.

דוד דוד דוד דוד

דוד דוד דוד דוד

Genesis 1:1 be reSHEET baRA eloHEEM et ha shaMAyim ve et ha Arets

בְּרֵאשִׁית, בָּרָא אֱלֹהִים, אֵת הַשָּׁמַיִם, וְאֵת הָאָרֶץ.

Hebrew Writing 2

Read and write the Hebrew from right to left. This is Eloheem, eloHEEM, which is translated God. Its meaning references God's power and God as judge. It's written with the Aleph, Lamed (L), Hey (H), Yod (Y or here EE), and Mem (M) in the final form. Read the letters by name and by sound, and read the name too.

אלהים אלהים
אלהים אלהים

Genesis 1:2 ve ha Arets haaTAH TOhu va VOhu ve KHOShekh al pnaa teHOM ve RUakh
eloHEEM meraKHEfet al pnaa ha MAYim
וְהָאָרֶץ, הִיְתָה תְהוֹ וְבִהוּ, וְחֹשֶׁךְ, עַל פְּנֵי תְהוֹם; וְרוּחַ
אֱלֹהִים, מְרַחֶפֶת עַל פְּנֵי הַמַּיִם.

Hebrew Writing 3

Read and write the Hebrew from right to left. This is Yehovah, Lord. It's written with the Yod (Y), Hey (H), Vav (V), and Hey again. Practice recognizing the letters. Read the letters by name and by sound, and read the name too.

יהוה יהוה יהוה

יהוה יהוה יהוה

Genesis 1:3 va YOmer eloHEEM
yeHEE or va yeHEE or

וַיֹּאמֶר אֱלֹהִים, יְהִי אוֹר; וַיְהִי אוֹר.

Hebrew Writing 4

Read the Hebrew from right to left. This is yeHOvah raEE, the Lord my shepherd. A new letter for review here is the Ayin. It's a silent letter like the Aleph. It's in raEE. RaEE is written Resh, Ayin, Yod.

יהוה רעי יהוה רעי
יהוה רעי יהוה רעי

Genesis 1:4 va yar eloHEEM et ha or ki tov va yavDEL eloHEEM ben ha or u ven ha KHOshekh

וַיֵּרָא אֱלֹהִים אֶת הָאֹר, כִּי טוֹב; וַיַּבְדֵּל אֱלֹהִים, בֵּין הָאֹר וּבֵין הַחֹשֶׁךְ.

Hebrew Writing 5

Read the Hebrew from right to left. This is KHOshekh and RUakh, darkness and spirit. The Chet is the first letter in KHOshekh and the last letter in RUakh.

חשך חשך חשך חשך

רוח רוח רוח רוח

Genesis 1:5 va yikRA eloHEEM la or yom ve la KHOshekh kaRA LII-la va yeHEE Erev va yehee VOker yom ekHAD

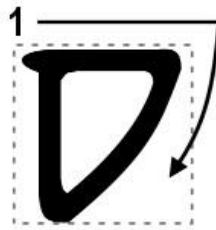
וַיִּקְרָא אֱלֹהִים לְאֹר יוֹם, וְלַחֹשֶׁךְ קָרָא לַיְלָה; וַיְהִי עֶרֶב וַיְהִי בֹקֶר, יוֹם אֶחָד.

Hebrew Writing 6

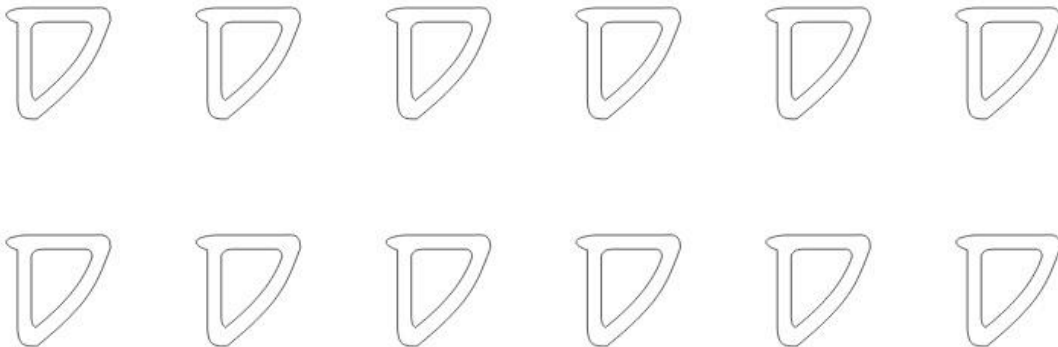
Remember to work from right to left. Start with the Samekh on the top right and trace that one first. Then move to the one to its left. When you get to the end of the row, go back to the bottom right and trace that letter.

Trace Letter Samech!

“S” as in son



Trace the letter outline:



Genesis 1:1 be reSHEET baRA eloHEEM et ha shaMAyim ve et ha Arets

בְּרֵאשִׁית, בָּרָא אֱלֹהִים, אֶת הַשָּׁמַיִם, וְאֶת הָאָרֶץ.

Hebrew Writing 7

The first line is for calligraphy. Trace the second line of the letter Samekh and then write your own. This makes the sound S.



Genesis 1:2 ve ha Arets haaTAH TOhu va VOhu ve KHOShekh al pnaa teHOM ve RUakh
eloHEEM meraKHEfet al pnaa ha MAYim

וְהָאָרֶץ, הִיְתָה תְהוֹ וְבְהוּ, וְחֹשֶׁךְ, עַל פְּנֵי תְהוֹם; וְרוּחַ
אֱלֹהִים, מְרַחֶפֶת עַל פְּנֵי הַמַּיִם.

Hebrew Writing 8

Read and write the Hebrew from right to left. This is lo ekhSAR, I shall not want. Lo means not. EkhSAR is the “I will want” part. That is all included in the form of the verb. The form of the verb tells who is doing the wanting and when it is being done. Read it by sounding through the letters to practice and also by sight.

לא אַחַסֵּר לֹא אַחַסֵּר
לא אַחַסֵּר לֹא אַחַסֵּר

Genesis 1:3 va YOmer eloHEEM yeHEE or va yeHEE or
וַיֹּאמֶר אֱלֹהִים, יְהִי אוֹר; וַיְהִי אוֹר.

Hebrew Writing 9

Read and write the Hebrew from right to left. Make sure to read it, not just copy it. This is yeHOva raEE lo ekhSAR, The Lord is my Shepherd; I shall not want.

יהוה רעי לא אחסר

יהוה רעי לא אחסר

Genesis 1:4 va yar eloHEEM et ha or ki tov va yavDEL eloHEEM
ben ha or u ven ha KHOshekh

וַיֵּרָא אֱלֹהִים אֶת הָאֹר, כִּי טוֹב; וַיִּבְדֵּל אֱלֹהִים, בֵּין הָאֹר וּבֵין הַחֹשֶׁךְ.

Hebrew Writing 10

The Vav is the V sound, but with the dot on top it is our long O sound. With the dot tucked in next to it on the left, it becomes a U sound. Here are some words from last year that use the Vav as a V, a U, and an O: va VOhu and yom. Find 2 in vaVohu and 1 in yom. Which Vav makes which sound?

ובהו יום ובהו יום

ובהו יום ובהו יום

Genesis 1:5 va yikRA eloHEEM la or yom ve la KHOShekh kaRA LII-la
va yeHEE Erev va yehee VOker yom ekHAD

וַיִּקְרָא אֱלֹהִים לְאֹר יוֹם, וְלַחֹשֶׁךְ קָרָא לַיְלָה; וַיְהִי עֶרֶב וַיְהִי בֹקֶר, יוֹם אֶחָד.

Hebrew Writing 11

These are the letters you will be using to write beenOT DEshe. From right to left they are the Shin (sh), Dalet (d), Tav (t), Bet (b), Nun (n), Vav (here O), Aleph (no sound/vowel sound). Make sure to practice recognizing the letters and knowing their sound. Read the letters by name and by sound. Notice the dot on top of the Shin. That dot shows it makes the SH sound. The dot in the Bet shows that it makes the B sound.

א ו נ ב ת ד ש

א ו נ ב ת ד ש

Hebrew Writing 12

Write beenOT DEshe, in pastures of green. Write from right to left. Read the words when you are finished. Sound them out to read them, following along with the letters. Then read it by sight.

Below is it written with the vowel markings. Notice the Aleph has no dots in the first word. It isn't taking on a vowel sound; it is just silent.

בְּנֵאוֹת דְּשֵׂא

בְּנֵאוֹת דְּשֵׂא

בְּנֵאוֹת דְּשֵׂא

Hebrew Writing 13

Write al maa menuKHOT, waters of rests. Write from right to left. Read the words when you are done. Sound them out to read them, following along with the letters. Then read it by sight. Notice that the Ayin doesn't go any lower than the other letters. It does not hang below the line like our letter Y. Also note the dot on top of the Vav. That is the long O sound.

על מי מנחות

על מי מנחות

על מי מנחות

Hebrew Writing 14

Write al maa menuKHOT yehaLEnee. Write from right to left. Read the words when you are done. Sound them out to read them, following along with the letters. Then read it by sight.

על מי מנחות ינהלני

על מי מנחות ינהלני

על מי מנחות ינהלני

Hebrew Writing 15

The first line is for calligraphy. Trace the second line of the letter Fey and then write your own. This makes the sound F. At the bottom of the page find the letter in its end form.

פ פ פ פ פ פ פ פ

פ פ פ פ פ פ פ פ

ף ף ף ף ף ף ף ף

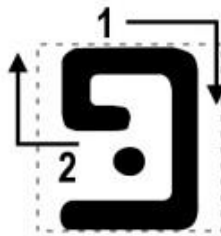
Genesis 1:1 be reSHEET baRA eloHEEM et ha shaMAyim ve et ha Arets
בְּרֵאשִׁית, בָּרָא אֱלֹהִים, אֵת הַשָּׁמַיִם, וְאֵת הָאָרֶץ.

Hebrew Writing 16

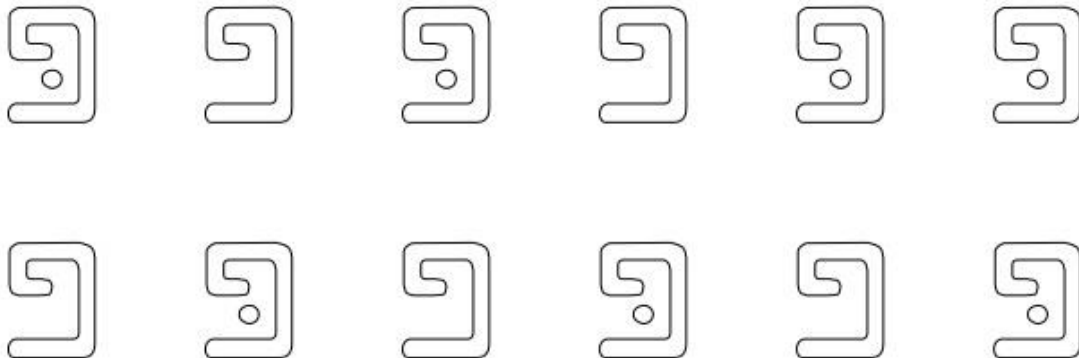
Remember to work from right to left. Start with the Pey on the top right and trace that one first. These are the letters Pey and Fey. The Fey has no dot and has the F sound. The Pey is our P sound.

Trace Letter Pey!

“P” as in park
no dot – “ph” as in phone



Trace the letter outline:



Genesis 1:2 ve ha Arets haaTAH TOhu va VOhu ve KHOshekh al pnaa
teHOM ve RUakh eloHEEM meraKHEfet al pnaa ha MAYim

וְהָאָרֶץ, הִיְתָה תְהוֹ וְבִהוּ, וְחֹשֶׁךְ, עַל פְּנֵי תְהוֹם; וְרוּחַ
אֱלֹהִים, מְרַחֶפֶת עַל פְּנֵי הַמַּיִם.

Hebrew Writing 17

Read and write the Hebrew from right to left. This is nafSHEE yeshoVEV, He restores my soul. There is no word "He" in the verse. The form of the verb tells who is doing the restoring and when it being done. Read it by sounding through the letters to practice and also by sight.

נפשי ישוב

נפשי ישוב

Genesis 1:3 va YOmer eloHEEM yeHEE or va yeHEE or
וַיֹּאמֶר אֱלֹהִים, יְהִי אֹר; וַיְהִי אֹר.

Hebrew Writing 18

Trace the Qof and then the Tsade. The Qof is a Q sound without the U, kind of like a K sound. This letter's tail hangs below the line. The Tsade is the TS sound, like in the end of Arets from Genesis 1:1. At the bottom of the page is the Tsade as it is written at the end of a word. At the end of a word, this letter dips a little below the line as well.

ק ק ק ק ק ק ק ק

צ צ צ צ צ צ צ צ

ץ ץ ץ ץ ץ ץ ץ ץ ץ

Genesis 1:4 va yar eloHEEM et ha or ki tov va yavDEL eloHEEM ben ha or u ven ha KHOShekh
וַיֵּרָא אֱלֹהִים אֶת הָאֹר, כִּי טוֹב; וַיַּבְדֵּל אֱלֹהִים, בֵּין הָאֹר וּבֵין הַחֹשֶׁךְ.

Hebrew Writing 19

Read and write the Hebrew from right to left. This is magLAA TSEdek, circles of justice (paths of righteousness). Read it by sounding through the letters and also by sight. This has the Gimmel which we have not used in words before. It's the G sound. It comes before the Lamed (L) in the word.

מעגלי צדק
מעגלי צדק

Genesis 1:5 va yikRA eloHEEM la or yom ve la KHOShekh kaRA LII-la
va yeHEE Erev va yehee VOker yom ekHAD

וַיִּקְרָא אֱלֹהִים לְאֹר יוֹם, וְלַחֹשֶׁךְ קָרָא לַיְלָה; וַיְהִי עֶרֶב וַיְהִי בֹקֶר, יוֹם אֶחָד.

Hebrew Writing 20

Read and write the Hebrew from right to left. This is begAA, through the valley. Read it by sounding through the letters and also by sight.

בגיא בגיא בגיא

בגיא בגיא בגיא

Genesis 1:1 be reSHEET baRA eloHEEM et ha shaMAyim ve et ha Arets

בְּרֵאשִׁית, בָּרָא אֱלֹהִים, אֵת הַשָּׁמַיִם, וְאֵת הָאָרֶץ.

Hebrew Writing 21

Read and write the Hebrew from right to left. This is eLEKH beGAA tsalMAvet, I walk through the valley of the shadow of death. Read it by sounding through the letters and then also by sight.

אלך בגיא צלמות
אלך בגיא צלמות

Genesis 1:2 ve ha Arets haaTAH TOhu va VOhu ve KHOshekh al pnaa teHOM
ve RUakh eloHEEM meraKHEfet al pnaa ha MAYim
וְהָאָרֶץ, הִיְתָה תְהוֹ וְבְהוּ, וְחֹשֶׁךְ, עַל פְּנֵי תְהוֹם; וְרוּחַ
אֱלֹהִים, מְרַחֶפֶת עַל פְּנֵי הַמַּיִם.

Hebrew Writing 22

Read and write the Hebrew from right to left. This is diSHANta va SHEmen roSHEE, you anoint my head with oil, or you oiled in the oil my head. Read it by sounding through the letters and then also by sight.

דִּשְׁנַת בְּשֶׁמֶן רֹאשִׁי
דִּשְׁנַת בְּשֶׁמֶן רֹאשִׁי

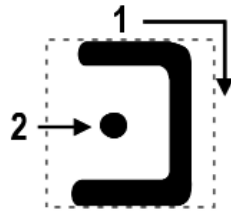
Genesis 1:3 va YOmer eloHEEM yeHEE or va yeHEE or
וַיֹּאמֶר אֱלֹהִים, יְהִי אוֹר; וַיְהִי אוֹר.

Hebrew Writing 23

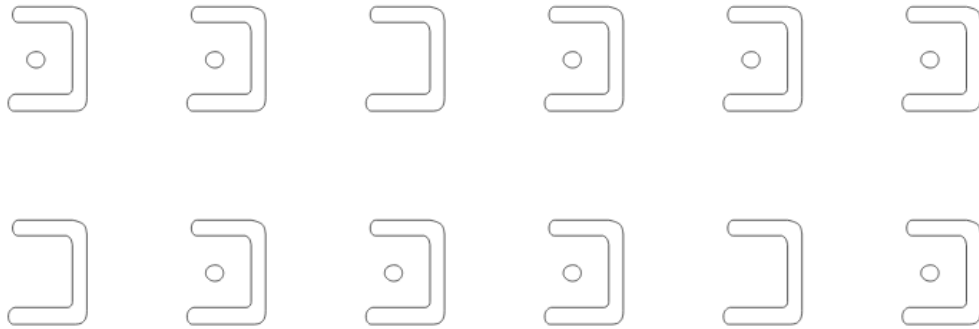
Remember to work from right to left. Start with the Kaf on the top right and trace that one first. Then move to the one to its left. When you get to the end of the row, go back to the bottom right and trace that letter.

Trace Letter Kaf!

“k” as in kite
no dot – hard “ch” as in bach



Trace the letter outline:



Genesis 1:4 va yar eloHEEM et ha or ki tov va yavDEL eloHEEM ben ha or u ven ha KHOShekh
וַיֵּרָא אֱלֹהִים אֶת הָאֹר, כִּי טוֹב; וַיִּבְדֵּל אֱלֹהִים, בֵּין הָאֹר וּבֵין הַחֹשֶׁךְ.

Hebrew Writing 24

Read and write the Hebrew from right to left. This is koSEE, my cup. Read it by sounding through the letters and then also by sight. The O is written with the Vav and a dot on top. The S is the Samekh. The EE sound is made with the Yod.

כּוּסִי כּוּסִי כּוּסִי
כּוּסִי כּוּסִי כּוּסִי

Genesis 1:5 va yikRA eloHEEM la or yom ve la KHOshekh kaRA LII-la
va yeHEE Erev va yehee VOker yom ekHAD

וַיִּקְרָא אֱלֹהִים לְאֹר יוֹם, וְלַחֹשֶׁךְ קָרָא לַיְלָה; וַיְהִי עֶרֶב וַיְהִי בֹקֶר, יוֹם אֶחָד.

Hebrew Writing 25

Read and write the Hebrew from right to left. This is tov va KHEsed, goodness and lovingkindness or good and mercy. Read it by sounding through the letters and then also by sight. The “and,” the “va” is just the letter Vav tagged onto the beginning of the word KHEsed.

טוב וחסד

טוב וחסד

Hebrew Writing 26

Read and write the Hebrew from right to left. This is kol yeMAA khaYII, all the days of my life. Read it by sounding through the letters and then also by sight. What letter is used the most in this phrase? The Yod.

כל ימי חיי

כל ימי חיי

א מִזְמוֹר לְדָוִד : יְהוָה רֹעִי, לֹא אֶחְסָר.
 ב בְּנֵאוֹת דְּשָׂא, יִרְבִּיצֵנִי ; עַל מֵי מְנַחוֹת יִנְהַלֵּנִי.
 ג נַפְשִׁי יִשׁוּב; יִנְחֵנִי בְּמַעְגְּלֵי צְדָק, לְמַעַן שְׁמוֹ.
 ד גַּם כִּי אֵלֶךְ בְּגִיא צִלְמוֹת, לֹא אִירָא רָע-- כִּי אֲתַח
 עֲמָדִי ;
 שִׁבְטְךָ וּמִשְׁעַנְתְּךָ, הִמָּה יִנְחַמְנִי.
 ה תַּעֲרֹךְ לִפְנֵי, שְׁלַח־נְגֵד צִרְרֵי ;
 דִּשְׁנַת בְּשֶׁמֶן רֹאשִׁי, כּוֹסֵי רִנָּה.
 ו אֵךְ, טוֹב וְחַסֵּד יִרְדְּפוּנִי-- כָּל יְמֵי חַיִּי ;
 וּשְׁבַתִּי בְּבַיִת יְהוָה, לְאֶרֶךְ יָמִים.

תהלים Psalms Chapter 23

א 1 A Psalm of David. The LORD is my shepherd; I shall not want.
 ב 2 He maketh me to lie down in green pastures; He leadeth me beside the still waters.
 ג 3 He restoreth my soul; He guideth me in straight paths for His name's sake.
 ד 4 Yea, though I walk through the valley of the shadow of death, I will fear no evil, for Thou art with me; {N} Thy rod and Thy staff, they comfort me.
 ה 5 Thou preparest a table before me in the presence of mine enemies; {N} Thou hast anointed my head with oil; my cup runneth over.
 ו 6 Surely goodness and mercy shall follow me all the days of my life; {N} and I shall dwell in the house of the LORD for ever. {P}

- 1 A Psalm of David: yeHOva raEE, lo ekhSAR
- 2 beenOT DEshe yarbitZEnee; al maa menuKHOT yenhaleEnee
- 3 nafSHEE yeshoVEV; yanKHEnee vmagLAA TSEdek, leMAN shmo
- 4 gam kee eLEKH beGAA tsalMAvet, lo eeRA ra, ki aTA iimaDEE; shivteKHA u mishanteKHA HEmah yenhakhaMUNee
- 5 taROKH lefaNII shulKHAN NEged tsoreRII; diSHANta va SHEmen roSHEE; koSEE revaYAH
- 6 akh, tov va KHEsed yirdeFUNee kol yeMAA khaYII; ve SHAVtee be vet Adonai le Orekh yaMEEM

Genesis 1:1-5

Genesis 1:1 be reSHEET baRA eloHEEM et ha shaMAYim ve et ha Arets

בְּרֵאשִׁית, בָּרָא אֱלֹהִים, אֶת הַשָּׁמַיִם, וְאֶת הָאָרֶץ.

Genesis 1:2

ve ha Arets haaTAH TOhu va VOhu ve KHOShekh al pnaa teHOM ve RUakh eloHEEM
meraKHEfet al pnaa ha MAYim

וְהָאָרֶץ, הִיְתָה תְהוֹ וְבִהוּ, וְחֹשֶׁךְ, עַל פְּנֵי תְהוֹם; וְרוּחַ
אֱלֹהִים, מְרַחֶפֶת עַל פְּנֵי הַמַּיִם.

Genesis 1:3

va YOMer eloHEEM yeHEE or va yeHEE or

וַיֹּאמֶר אֱלֹהִים, יְהִי אֹר; וַיְהִי אֹר.

Genesis 1:4

va yar eloHEEM et ha or ki tov va yavDEL eloHEEM ben ha or u ven ha KHOShekh

וַיִּרְא אֱלֹהִים אֶת הָאֹר, כִּי טוֹב; וַיַּבְדֵּל אֱלֹהִים, בֵּין הָאֹר וּבֵין הַחֹשֶׁךְ.


Genesis 1:5

va yikRA eloHEEM la or yom ve la KHOShekh kaRA LII-la va yeHEE Erev va yehee VOKer
yom ekHAD

וַיִּקְרָא אֱלֹהִים לְאֹר יוֹם, וְלַחֹשֶׁךְ קָרָא לַיְלָה; וַיְהִי עֶרֶב וַיְהִי בֹקֶר, יוֹם אֶחָד.

Appendix

100 Balloons for Understanding Percentages



Day Number Index Some reviews are just part of the lesson and not in the workbook.

Day #		Day #	
1	Writing Sentences 1	32	Grammar Review 1
6	Writing Sentences 2	34	Grammar Review 2
11	Writing Sentences 3	66	Grammar Review 3
16	Writing Sentences 4	68	Grammar Review 4
21	Writing Sentences 5	70	Grammar Review 5
36	Writing Sentences 6	102	Grammar Review 6
41	Writing Sentences 7	104	Grammar Review 7
46	Writing Sentences 8	136	Grammar Review 8
51	Writing Sentences 9	138	Grammar Review 9
56	Writing Sentences 10	140	Grammar Review 10
71	Writing Sentences 11		
76	Writing Sentences 12	31	Vocabulary Review 1
81	Writing Sentences 13	33	Vocabulary Review 2
86	Writing Sentences 14	35	Vocabulary Review 3
91	Writing Sentences 15	67	Vocabulary Review 4
106	Writing Sentences 16	69	Vocabulary Review 5
111	Writing Sentences 17	101	Vocabulary Review 6
116	Writing Sentences 18	103	Vocabulary Review 7
121	Writing Sentences 19	105	Vocabulary Review 8
126	Writing Sentences 20	137	Vocabulary Review 9
		139	Vocabulary Review 10
26	Spelling Review 1		
27	Spelling Review 2	2	Science Review 1
28	Spelling Review 3	26,28,35	Science Review 2
29	Spelling Review 4	30	Science Review 3
30	Spelling Review 5	32	Science Review 4
61	Spelling Review 6	34	Science Review 5
62	Spelling Review 7	61	Science Review 6
63	Spelling Review 8	62	Science Review 7
64	Spelling Review 9	63	Science Review 8
65	Spelling Review 10	65	Science Review 9
96	Spelling Review 11	98	Science Review 10
97	Spelling Review 12	131	Science Review 11
98	Spelling Review 13	132	Science Review 12
99	Spelling Review 14	133	Science Review 13
100	Spelling Review 15	133	Science Review 14
131	Spelling Review 16	134	Science Review 15
132	Spelling Review 17	135	Science Review 16
133	Spelling Review 18		
134	Spelling Review 19		
135	Spelling Review 20		

Day #
4 Social Studies 1
27 Social Studies 2
29 Social Studies 3
31 Social Studies 4
33 Social Studies 5
35 Social Studies 6
37 Social Studies 7
37 Social Studies 8
66 Social Studies 9
67 Social Studies 10
68 Social Studies 11
69 Social Studies 12
70 Social Studies 13
98 Social Studies 14
113 Social Studies 15
136 Social Studies 16
137 Social Studies 17
138 Social Studies 18
139 Social Studies 19
140 Social Studies 20
141 Social Studies 21

Day #
1 Hebrew Writing 1
2 Hebrew Writing 2
3 Hebrew Writing 3
7 Hebrew Writing 4
9 Hebrew Writing 5
11 Hebrew Writing 6
12 Hebrew Writing 7
14 Hebrew Writing 8
16 Hebrew Writing 9
21 Hebrew Writing 10
22 Hebrew Writing 11
23 Hebrew Writing 12
40 Hebrew Writing 13
44 Hebrew Writing 14
46 Hebrew Writing 15
47 Hebrew Writing 16
50 Hebrew Writing 17
51 Hebrew Writing 18
54 Hebrew Writing 19
72 Hebrew Writing 20
80 Hebrew Writing 21
110 Hebrew Writing 22
111 Hebrew Writing 23
113 Hebrew Writing 24
119 Hebrew Writing 25
125 Hebrew Writing 26

Thank you for using
Genesis Curriculum
The Book of Exodus

We hope you had a great year learning together.



Look for more years of the Genesis Curriculum using both Old and New Testament books of the Bible. Find us online to read about the latest developments in this expanding curriculum.

The Genesis Curriculum is an outgrowth of the Easy Peasy All-in-One Homeschool (EP), a complete, free, online homeschool curriculum for all ages.

The Genesis Curriculum Rainbow Readers take the quality reading books chosen for EP and present them in a new way. Each book stands alone and includes a dictionary with the vocabulary underlined in the text. The books have also been edited to use modern American spelling to help your children spell by knowing what looks right. Some of the books have been lightly edited for content issues. There are also occasional helps with explanations or pictures. They were made with your GC kids in mind.

If you ever find a mistake in one of our books, please let us know by contacting us through our site, genesiscurriculum.com.